

# **APPENDICES**

## **FIM MOTOGP ROOKIES CUP REGULATIONS**

**EDITION 2017**

update 21 January 2017

FEDERATION INTERNATIONALE DE MOTOCYCLISME (FIM)

11, route Suisse

CH - 1295 MIES

Tel: +41-22-950 950 0

Fax: +41-22-950 950 1

[www.fim.ch](http://www.fim.ch)

[paul.duparc@fim.ch](mailto:paul.duparc@fim.ch)

[victoria.corredoira@fim.ch](mailto:victoria.corredoira@fim.ch)

DORNA SPORTS S.L. (DORNA)

C/ Principe de Vergara 183

E - 28002 MADRID

Tel: +34 934 702 877

Fax: +34 934 702 836

[mikelafuente@dorna.com](mailto:mikelafuente@dorna.com)

## CONTENTS

GENERAL UNDERTAKINGS AND CONDITIONS .....	3
1. SPORTING REGULATIONS .....	5-42
2. TECHNICAL REGULATIONS .....	43-47
3. DISCIPLINARY AND ARBITRATION CODE .....	48-61
4. CIRCUIT STANDARDS .....	62
5. MEDICAL CODE .....	63
6. ANTI-DOPING CODE .....	64
7. ENVIRONMENTAL CODE .....	65
8. <b>CODE OF ETHICS</b> .....	<b>66</b>

Articles amended as from 1.1.2017 are in bold type





## FIM MOTOGP ROOKIES CUP REGULATIONS

<b>GENERAL UNDERTAKINGS AND CONDITIONS.....</b>	<b>3</b>
<b>1. SPORTING REGULATIONS.....</b>	<b>5</b>
1.1 INTRODUCTION .....	5
1.2 EVENTS .....	5
1.3 THE PADDOCK .....	7
1.4 OFFICIALS .....	8
1.5 RC EVENT MANAGEMENT .....	10
1.6 RC RACE DIRECTION .....	11
1.7 THE FIM STEWARDS .....	13
1.8 THE CALENDAR .....	14
1.9 MOTORCYCLES .....	14
1.10 ELIGIBLE COMPETITORS .....	14
1.11 ENTRIES.....	15
1.12 STARTING NUMBERS.....	15
1.13 SCHEDULE .....	15
1.14 TECHNICAL CONTROL - MEDICAL CONTROL - DOPING CONTROL .....	16
1.15 PRACTICE.....	17
1.16 GRID POSITIONS .....	18
1.17 RACES.....	19
1.18 START PROCEDURE.....	19
1.19 RIDE THROUGH PROCEDURE .....	27
1.20 "WET" AND "DRY" RACES.....	28
1.21 BEHAVIOUR DURING PRACTICE AND RACE .....	28
1.22 FLAGS AND LIGHTS.....	31
1.23 MEDICAL CARS .....	36
1.24 FINISH OF A RACE AND RACE RESULTS .....	36
1.25 INTERRUPTION OF A RACE .....	37
1.26 RE-STARTING A RACE THAT HAS BEEN INTERRUPTED.	39
1.27 CUP POINTS AND CLASSIFICATION.....	41
1.28 INSTRUCTIONS AND COMMUNICATIONS TO COMPETITORS .....	42
1.29 TEAM PERSONNEL IN THE PIT LANE .....	42



<b>2.</b>	<b>TECHNICAL SPECIFICATIONS .....</b>	<b>43</b>
<b>2.9</b>	<b>PROTECTIVE CLOTHING AND HELMETS.....</b>	<b>45</b>
<b>3.</b>	<b>DISCIPLINARY AND ARBITRATION CODE .....</b>	<b>48</b>
3.1	Principles .....	48
3.2	Penalties.....	48
3.3	The Disciplinary and Arbitration Bodies .....	51
3.4	Protests and Appeals .....	54
3.5	Procedure before all the Disciplinary and Arbitration Bodies.....	58
3.6	Costs of procedure .....	60
3.7	Reciprocity of penalties .....	60
3.8	Law of Mercy .....	61
3.9.	Arbitration Clause .....	61
<b>4.</b>	<b>CIRCUIT STANDARDS .....</b>	<b>62</b>
<b>5.</b>	<b>MEDICAL CODE .....</b>	<b>63</b>
<b>6.</b>	<b>ANTI-DOPING CODE .....</b>	<b>64</b>
<b>7.</b>	<b>ENVIRONMENTAL CODE.....</b>	<b>65</b>
<b>8.</b>	<b>CODE OF ETHICS.....</b>	<b>66</b>



## GENERAL UNDERTAKINGS AND CONDITIONS

**Any references to the male gender in these documents are made solely for the purposes of simplicity, and refer also to the female gender except when the context requires otherwise.**

All riders, teams' personnel, officials, organizers and all the persons involved in any capacity whatsoever participating in the FIM MotoGP Rookies Cup (hereinafter referred to as "Cup") undertake, on behalf of themselves, their employees, and agents, to observe all the provisions of:

1. SPORTING REGULATIONS
2. TECHNICAL REGULATIONS
3. DISCIPLINARY AND ARBITRATION CODE
4. CIRCUIT STANDARDS
5. MEDICAL CODE
6. ANTIDOPING CODE
7. ENVIRONMENTAL CODE
8. CODE OF ETHICS

as supplemented and amended from time to time.

All the persons mentioned above may be penalised in accordance with the provisions of the FIM MotoGP Rookies Cup Regulations (hereinafter referred to "Regulations").

Whilst these Regulations may be translated into other languages, in case of any dispute regarding interpretation the Official English text will prevail.

It is the responsibility of the team to ensure that all persons concerned with its entry observe all the requirements of the Regulations. The responsibility of the rider, or any other person having charge of an entered machine during any part of the Event with respect to observance of the Regulations is joint and several with that of the team.

All persons concerned in any way with an entered machine or present in any capacity whatsoever in the Paddock, Pits, Pit lane or Track, must wear an appropriate pass at all times during the Event.



## **ANTIDOPING CODE**

All the persons concerned must at all time observe the FIM Anti-Doping Code and may be penalised accordingly.





## **1. SPORTING REGULATIONS**

### **1.1 INTRODUCTION**

#### **1.1.1**

A series of motorcycle races counting toward the FIM MotoGP Rookies Cup for riders will be organised.

#### **1.1.2**

Official documents relating to a meeting must conform to article 100.5 of the FIM Sporting Code.

### **1.2 EVENTS**

#### **1.2.1**

The Event shall be deemed to commence at the scheduled time for Technical and Sporting Checks and finish after all the races at the expiry of the deadline for the lodging of a protest and the time at which technical or sporting verifications have been concluded, whichever is the latest.

The race control must remain operative with all equipment in place until the end of the period provided for the lodging of a protest, and all officials and marshals must remain at the circuit **available** to the RC (Rookies Cup) Race Direction and FIM Stewards during that period.

#### **1.2.2**

Events must be staged on race circuits that have been homologated by the FIM for the Cup.

#### **1.2.3**

Events must not include any other races except for Grand Prix races and support races approved by the FIM.

#### **1.2.4**

Any activity involving 4 wheels racing vehicular use of the track during the event, including “demonstrations”, displays or the suchlike must receive prior approval from FIM and DORNA.



### 1.2.5

Event Organisers (hereinafter “Organiser”)\* will be nominated by the FIM and DORNA.

\* “Organiser” in the Sporting Regulations section refers to the Organiser and/or promoter of that individual Event.

### 1.2.6

The Organiser is responsible for providing the facilities and personnel to ensure the smooth and efficient running of the event.

### 1.2.7

The Organiser shall obtain insurance for third party liability according to article 110.1.1 of the FIM Sporting Code or article 1.2.7 of the FIM World Championship Grand Prix Regulations.

### 1.2.8

At least 90 days prior to the Event, the Organisers of the event must submit the following information to the FIM:

- a) Confirmation of the name and address of the Organisers, including email address, telephone and facsimile numbers for correspondence.
- b) The date and place of the Event.
- c) A detailed plan of the circuit, its direction, clockwise or anticlockwise, and length.
- d) The location at the circuit of the teams and riders information centre and the official notice board.
- e) The name and address of the company providing the third party liability insurance cover and the number of the policy.
- f) Name and address of FMNR.
- g) The name of the Clerk of the Course (with FIM Clerk of the Course licence).
- h) The name, address and telephone number of the Chief Medical Officer.
- i) The name, address and telephone number of the hospitals designated for the event.



## **1.3 THE PADDOCK**

### **1.3.1**

The Paddock, pit boxes and all other facilities must be available to teams at least on the day prior to the first practice day and remain available to competitors for at least one day after the event.

### **1.3.2**

Access must be available for teams arriving to set up between the hours of 08:00 and 20:30.

### **1.3.3**

At all times that the Paddock is occupied there must be 24 hour attendance at the gates providing vehicular access to the circuit and paddock.

### **1.3.4**

When the Paddock is occupied there must be an adequate medical and fire fighting service available to all riders, teams, manufacturers, sponsors, service companies, officials, FIM, Dorna, IRTA, etc.

At minimum the services must be available from 08.00 - 18.00 hrs on the two days prior to the “setting up of teams’ day”, and on a 24 hour basis for the remainder of the event, ending at midnight on the day after race day.

### **1.3.5**

Full security must be supplied to the Paddock area from at least midnight of the day prior to the first practice day until midnight of the day after the event.



## **1.4 OFFICIALS**

### **1.4.1 Permanent Officials**

All permanent officials shall be appointed for the Championship by the Permanent Bureau.

The following officials will be appointed to perform supervisory and executive roles. Except in cases of illness or Force Majeure the officials will be expected to be present at each event.

#### **RC Race Director**

Responsible for ensuring proper observance of the Regulations and efficient running of the practice and races.

The RC Race Director is also responsible for all communications between the RC Event Management Committee and the FIM Stewards.

The RC Race Director has no competence for the application of sanctions.

The Clerk of the Course shall work in permanent consultation with the RC Race Director.

The RC Race Director shall have overriding authority in the following matters and the Clerk of the Course may give orders in respect of them only with his express agreement:

- a) The control of practice and the race, adherence to the timetable and, if he deems it necessary, the making of any proposal to the RC Race Direction to modify the timetable in accordance with the Sporting Regulations.
- b) The stopping of practice or the race in accordance with the Sporting Regulations if he deems it unsafe to continue and ensuring that the correct restart procedure is carried out.
- c) The starting procedure.
- d) The use of medical cars/fast interventions vehicles.

#### **FIM Medical Officer**

Responsible for liaison with the Chief Medical Officer appointed by the Organisers to ensure compliance with the Medical Code.

#### **Starter**

Responsible for the start procedure.



#### 1.4.2 Individual Event officials

All individual Event Officials shall be appointed for each event by the FMNR/ Organiser **and shall be approved by the FIM**. They are:

##### 1.4.2.1 Clerk of the Course - Responsible for:

- a) Ensuring that the circuit is suitably prepared for and maintained during the Event and that all legal requirements applicable for the running of the event have been complied with.
- b) Ensuring that all officials and services are in place.

The stationing of all track personnel and equipment (i.e. marshals, fire-fighting services, Moto-taxi, recovery and intervention vehicles, flags, etc.) alongside the Circuit no later than 30 minutes prior to the beginning of all practice sessions and warm-ups. Once the morning medical inspection is finished, medical personnel should stand 5 meters behind the track marshals or leave. Only sportive personnel should stay at the edge of the track for the “sporting” inspection.

The RC Race Director, the Clerk of the Course and the Medical Director will make the final inspection of the Circuit to ensure this regulation is complied with, 30 minutes prior to the beginning of the day’s first practice sessions and/or warm up.

During the final inspection lap, the yellow flag must be waved at each flag marshal post together with the display of other flags and equipment requested by the RC Race Director.

- c) Taking decisions to ensure the smooth and efficient running of the event.
- d) Ensuring that the event is run within the Regulations.
- e) Notification of protests to the RC Race Direction.
- f) Immediate approval and signature with time of provisional results (practices, warm-ups, starting grids and races) and presentation of reports to the RC Event Management Committee.

##### 1.4.2.2 Secretaries - Responsible for:

- a) During the event effecting communications between the various officials.
- b) Providing secretarial support for the RC Event Management Committee, the RC Race Direction and the FIM Stewards.



#### **1.4.2.3 Other Officials**

Marshals, Technical Scrutineers, Security Personnel, Medical personnel etc., as required for the efficient running of the event.

All communications between the individual Event Officials must be made via the relevant Permanent Officials.

#### **1.4.3 The RC Race Direction**

The RC Race Direction shall be appointed for the Championship by the Permanent Bureau.

#### **1.4.4 The FIM Stewards**

The FIM Stewards shall be appointed for each event by the FIM.

### **1.5 RC EVENT MANAGEMENT**

#### **1.5.1**

The management of the event will be carried out by the RC Event Management Committee which will comprise the following delegates:

The RC Race Director/Dorna representative - who will chair the meetings,

The **FIM Medical Officer**

The Clerk of the Course,

The RC FIM Chief Steward

The Rookies Cup organisation representative.

#### **1.5.2**

At any time the duties of the members of the RC Event Management Committee are:

- a) To ensure the smooth and efficient running of the event.
- b) To make recommendations to the RC Race Direction concerning any matter that is in contradiction to the Regulations.
- c) To report to the RC Race Direction any infringements of the Regulations.



### 1.5.3

The RC Event Management Committee will meet at any time required during the event, but at least:

- a) Prior to the first practice session.
- b) At the end of each practice day.
- c) At the end of the event.

### 1.5.4

The quorum for a meeting of the RC Event Management Committee is three persons.

### 1.5.5

All of the members have one vote. Decisions are based on a simple majority. In the case of a tie, then the RC Race Director will exercise a casting vote.

### 1.5.6

The RC Race Director may also invite the participation of Officials or other persons to assist in the meetings. However, these invited persons will have no right of vote.

### 1.5.7

The duties of the RC Event Management Committee are:

- a) To receive reports from the various Officials concerning scrutineering, practice and races.
- b) To make recommendations to the Organiser to improve the smooth and efficient running of the event.

## 1.6 RC RACE DIRECTION

### 1.6.1

The RC Race Direction will comprise the following persons:

- The RC FIM Representative (also acting as RC FIM Chief Steward)
- The RC DORNA Representative (**also acting as RC Race Director**)
- The Rookies Cup Representative



#### 1.6.2

The quorum for a meeting of the RC Race Direction is two persons.

#### 1.6.3

Each member has one vote. Decisions are based on a simple majority.

#### 1.6.4

The RC Race Direction will meet at any time required during the event.

#### 1.6.5

The duties of the RC Race Direction are:

- a) To take decision as provided in the Regulations.
- b) To impose penalties for any infringements of the Regulations.
- c) A change in the conduct and/or format of a race and/or a practice session based on safety considerations and provided that such decision is absolutely necessary to resolve a situation not foreseen in the Regulations. In such exceptional cases, such decision may prevail over specific provisions of the Regulations.
- d) Provided that it is absolutely necessary to resolve a situation not foreseen in the Regulations, the Race Direction may issue pre-race instructions or clarifications and in specific cases even create pre-race regulations (e.g. to take into account the local conditions at a particular circuit). However, such actions may only be taken within the limits set out by the Regulations.
- e) To impose penalties on Organisers for having been unable to ensure the smooth and efficient running of the event or for serious breaches of the Regulations.
- f) To adjudicate on any protest relating to infringements of the Regulations. No protest may be lodged for matters pertaining to the technical regulations.





## **1.7 THE FIM STEWARDS**

### **1.7.1**

There will be a panel of three FIM Stewards (with FIM Sporting Steward licence) supervised by the Chief Steward who will chair the meetings.

### **1.7.2**

The Chief Steward and the other Stewards are responsible for enforcing the Regulations. All Stewards officiating at more than four Grand Prix in any year shall be approved by the Permanent Bureau.

### **1.7.3**

The quorum for a meeting of the FIM Stewards is two persons.

### **1.7.4**

If the Chief Steward is indisposed during the Event then the second FIM Steward will fill the vacancy.

### **1.7.5**

Each member has one vote. Decisions are based on a simple majority. In the case of a tie, the Chairman will exercise a casting vote.

### **1.7.6**

The FIM Stewards have no executive role in the running of the events.

### **1.7.7**

The FIM Stewards will meet at any time required during the event.

### **1.7.8**

The FIM Stewards are responsible for:

- a) Ensuring that the event is conducted according to the Regulations and reporting any infringement to the RC Race Direction.
- b) Adjudicating on any appeal against the decisions of the RC Race Direction. In the case of an appeal, the FIM Stewards will meet without the presence of the Chief Steward which was involved in the RC Race Direction Decision appealed.



### **1.7.9**

All decisions of the FIM Stewards must be communicated in writing to the RC Race Direction and all affected parties.

## **1.8 THE CALENDAR**

### **1.8.1**

The calendar of races counting for the Cup will be, in principle, published by no later than 31st October of the preceding year.

## **1.9 MOTORCYCLES**

### **1.9.1 Classes**

The class admitted is 250cc single cylinder 4 strokes

See article 2.

### **1.9.2 Means of propulsion**

A motorcycle can only be propelled by its own motive power, the muscular effort of its rider and by the natural forces of gravity.

## **1.10 ELIGIBLE COMPETITORS**

Riders must hold a valid licence” issued by a FMN.

Licences for riders are issued only when the minimum age of 13 years old has been attained.

The limit for the minimum age starts on the date of the rider’s birthday.

The limit for the maximum age finishes at the end of the year in which the rider reaches the age of 18.



## **1.11 ENTRIES**

### **1.11.1**

A compulsory briefing will be held for all the riders who will be participating for the first time in the current Cup on the day preceding the day scheduled for the first practice session.

Failure to attend the briefing in full will result in disqualification from the event.

A waiver can be granted to a rider by the RC Race Direction.

### **1.11.2**

A rider shall be deemed to have taken part in the event when he participates in, at least, one practice session.

### **1.11.3**

A rider shall be deemed to have started a race when he participates in, at least, the first lap of the race.

## **1.12 STARTING NUMBERS**

### **1.12.1**

Each rider accepted for the Cup will be allocated a specific starting number which will be valid for the whole Cup.

## **1.13 SCHEDULE**

### **1.13.1**

The Event schedule will be published before each event.

### **1.13.2**

The schedule can only be varied as follows:

- i) Prior to the event by Dorna;
- ii) During the event by the RC Race Direction.



### **1.13.3**

The schedule may include an allotted time for riders and teams to make familiarisation track laps by bicycle or by foot. All traffic at this time must be in the circuit direction.

The MotoGP Rookies Cup riders (and their team members) are not allowed to make familiarisation track laps by scooter.

## **1.14 TECHNICAL CONTROL - MEDICAL CONTROL - DOPING CONTROL**

### **1.14.1**

All rider's equipment should be checked by the Technical Scrutineers prior to first participation in practice on safety aspects, according to the published schedule. Motorcycles will be checked by the RC Organisation technical staff.

Teams may present only one motorcycle per rider for Technical control which will be carried out according to the published schedule prior to the first practice.

Unless a waiver is granted by the RC Race Direction, teams who do not comply with the schedule for technical or medical controls will not be allowed to take part in the event.

### **1.14.2**

The procedure for Medical Control is described in the Medical Code.

### **1.14.3**

Any rider to be tested for doping control must report to the doping control room in the medical centre with sufficient identification within one hour of notification.

One associate may accompany the rider.



## 1.15 PRACTICE

### 1.15.1 Practice Sessions (warm-up inclusive)

- i) Riders will commence practice from the pit lane when the green light is displayed at the exit of the pit lane.
- ii) The duration of practice will commence from the illumination of the green light. A count-down will be shown on the official timekeeping monitors to indicate the minutes of practice remaining.
- iii) The end of practice will be indicated by the waving of a chequered flag at which time the pit exit will be closed. A rider's time will continue to be recorded until he passes the finish line after the allotted time has elapsed, at which time the red light on the finish line will be displayed. After the chequered flag, riders complete one additional lap prior to entering the pits.

If practice is interrupted due to an incident or any other reason, then a red flag will be waved at the start line and at all marshals posts. All riders must return slowly to the pit lane. When practice is restarted, the time remaining will be that shown on the monitors of the official timekeepers at the moment the red flags were waved.

- v) After practice has started, **it is not permitted for any person to alter the condition of the racing surface of the circuit. This includes track Marshals and other Officials, who cannot clean the track surface without prior instructions and/or authorisation from the RC Race Director.**

### 1.15.2 Motorcycles

A rider may practice on one motorcycle providing that his motorcycle has been **scrutineered** in his name.

### 1.15.3. Lap time

All laps of the riders will be timed.

A new lap record for a circuit can only be established by a rider during a race.

Both for practice and for race, the lap time is the subtraction of the time between two consecutive crossings of the plane of the finish line indicated by the line painted on the track.



#### **1.15.4 Qualification for the Race**

To qualify for the race, a rider must achieve a time during the Qualifying session(s) at least equal to 107% of the qualifying time recorded by the fastest rider.

Any rider who fails to achieve a qualifying time will be permitted to take part in the race provided that in any of the free practice sessions he/she has achieved a time at least equal to 107% of the fastest rider in same session. Such riders will start the race from the back of the grid, in order of their free practice times.

Exemptions may be granted by The RC Race Direction.

#### **1.16 GRID POSITIONS**

##### **1.16.1**

The pole position, allocated to the fastest rider, will be determined during the homologation of the circuit.

##### **1.16.2**

The Grid will be arranged in the 3-3-3-3 configuration “in echelon”.

Each line will be offset.

There will be a distance of 9 metres between each row.

##### **1.16.3**

Grid positions will be based on the fastest time recorded by the riders in all qualifying practice.

In the case where all qualifying practice have been cancelled, the grid position will be based on the fastest time recorded by the riders in all free practices.

##### **1.16.4**

In the event of a tie, riders’ second and subsequent best times will be taken into account.

##### **1.16.5**

The final grid will be published after the warm up has been completed, at the latest one hour before the start of the race.



## **1.17 RACES**

### **1.17.1**

The length of races will be published before each event.

### **1.17.2**

The length of a race may only be varied by the RC Race Direction.

### **1.17.3**

A visible countdown board will be shown at the finish line to indicate the number of remaining laps in the race.

### **1.17.4**

If the Timekeeping rooms are fed by normal power (electricity) supply, they must also be permanently connected to an U.P.S. (Uninterruptible Power System) and to a generator.

## **1.18 START PROCEDURE**

1. Only riders who have completed at least one sighting lap will be permitted to start the race from their position published on the final grid. Under no circumstances may they push onto the grid from the pit lane.
2. Approximately 15 Minutes before the Start of the Race - Pit lane exit opens for sighting laps.

Green lights on at the pit lane exit.

Count-down boards of 5, 4, 3, 2 and 1 minutes are shown at the pit exit.

Riders may complete more than one sighting lap by passing through the pit lane where they may make adjustments, change machines or refuel.

3. Approximately 10 Minutes before the Start of the Race - Pit lane exit closes.

Red lights on at the pit lane exit.

4. Riders who do not go onto the grid may start the warm up lap from the pit lane under the instructions of a marshal positioned at the pit lane exit.



Riders starting the warm up lap from the pit lane must start the race from the back of the grid.

- 5) When riders reach the grid after the sighting lap(s) they must stop at the rear of the grid and turn off the engine. The motorcycle will then be pushed at walking pace by a team member to the grid position. The rider may dismount or remain on the motorcycle to be pushed to the grid position.

Riders on the grid may be attended by up to five persons including one person who may hold an umbrella.

All attendants on the grid must wear a “Grid Pass”.

- 6) The RC Race Director will, at this stage, declare the race as “wet” or “dry” and will indicate this to the riders on the grid and those who may still be in the pit lane by the display of a board. If no board is displayed the race will automatically be “dry”.
- 7) Riders on the grid may at this stage make adjustments to the machine or change tyres to suit the track conditions.

Tyre warmers may be used on the grid. Riders may use a generator to power tyre warmers on the grid

All adjustments must be completed by the display of the 3 minutes board. After this board is displayed, riders who still wish to make adjustments must push their machine to the pit lane. Such riders and their machines must be clear of the grid and in the pit lane before the display of the 1 minute board, where they may continue to make adjustments or change machine. Such riders will start the warm up lap from the pit lane and will start the race from the back of the grid.

- 8) Refuelling or changing fuel tank on the grid is forbidden.
- 9) 5 Minutes Before the Start of the Warm Up Lap - Display of 5 Minute Board on the grid.
- 10) 3 Minutes Before the Start of the Warm Up Lap - Display of 3 Minute Board on the grid.

Generators must be disconnected from tyre warmers and removed from the grid as quickly as possible.





At this point, all persons other than one mechanic per rider, the person holding the umbrella for the rider, the television crew of the host broadcaster and essential officials must leave the grid.

No person (except essential officials) is allowed to go on the grid at this point.

- 11) 1 Minute Before the Start of the Warm Up Lap - Display of 1 Minute Board on the grid.

Immediate removal of tyre warmers from machines on the grid.

At this point, all team personnel except the mechanic will leave the grid. The mechanic will, as quickly as possible, assist the rider to start the machine and will then vacate the grid.

- 12) 30 Seconds Before the Start of the Warm Up Lap - Display of 30 Second Board on the grid.

All riders must be in position on the grid with engines running. No further assistance from mechanics is permitted. Any rider who is unable to start his machine must remove it to the pit lane, under the control of the grid marshals, where he may make further attempts to start it. Such riders may start the warm up lap from the pit lane and will start the race from the back of the grid.

- 13) 2 Minutes Before the Start of the Race - Green flag waved to start warm up lap.

In the interest of safety, should a rider stall his machine, he may be assisted to restart. If, after a reasonable period, the engine does not start, then the rider will be pushed into the pit lane where his mechanics may provide assistance or where the rider may change machine.

The riders will make one lap, at unrestricted speed, followed by a safety car. The safety car will overtake slow riders.

As soon as the riders have passed the pit lane exit, the pit lane exit light will be turned green, and any rider waiting in the pit lane will be permitted to join the warm up lap. Thirty seconds later, the light will turn red, closing the pit lane exit.



On returning to the grid the riders must take up their positions with the front wheel of their motorcycle up to and behind the front line and between the side lines defining the grid position and keep their engines running. The front tyre must not be touching the track surface outside of the painted lines.

If two or more riders must start from the back of the grid, they will take up position in the order in which they qualified for the race.

An official will stand at the front of the grid holding a red flag motionless.

Any rider who arrives **at the pit lane entry point** after the safety car **must enter the pit lane and start the race from the pit lane exit**.

Any rider who encounters a problem with his machine on the warm up lap may return to the pit lane and make repairs or change machine.

Any rider who stalls his engine on the grid or who has other difficulties must remain on the motorcycle and raise an arm. It is not permitted to attempt to delay the start by any other means.

As each row of the grid is completed, the officials will lower the panels indicating that their row is complete. Panels will not be lowered when a rider in that row has indicated that he has stalled his motorcycle or has other difficulties. When all panels have been lowered and the safety car has taken up its position, an official at the rear of the grid will wave a green flag.

The Starter will then instruct the official at the front of the grid, displaying the red flag, to walk to the side of the track.

- 14) A red light will be displayed for between 2 and 5 seconds. The red light will go out to start the race

A safety car will follow behind the motorcycles for the whole of the first lap. The safety car will overtake slow riders.

If the red lights' device is fed by normal power (electricity) supply, it must also be connected to a set of car batteries or to an U.P.S. (Uninterruptable Power System) to provide power to the starting lights' device if the electric line breaks down just at the moment of the start.

Any rider who anticipates the start will be required to carry out the ride through described under article 1.19.



The motorcycle must be stationary at the time the red lights are turned off. Anticipation of the start is defined by the motorcycle moving forward at the time the red lights are turned off.

In the case of a minor movement and subsequent stop whilst the red lights are on, the RC Race Direction will be the sole judge of whether an advantage has been gained.

The RC Race Direction will decide if a penalty will be imposed for taking advantage by anticipating the start and must communicate the penalty to the rider **as soon as possible**.

- 15) If, after the start of the race, a rider stalls his machine, then he may be assisted by being pushed along the track until the engine starts.

If, after a reasonable period, the engine does not start, then the rider will be pushed into the pit lane, where his mechanics may provide assistance or where the rider may change machine.

- 16) After the riders have passed the exit of the pit road, the green light at the pit lane exit will be switched on to start any riders still in the pit lane. When more than one rider is starting from the pit lane, officials will control their start position and order.

The exit of the pit road is defined as the point where the pit road joins the circuit, or as defined by RC Race Direction.

- 17) Unless the race is interrupted, after the leading rider has passed the finish line at the end of his first lap, no further changes of machines are permitted.

#### 18) Start Delayed

Should there be a problem that might prejudice safety at the start, the Starter will invoke the Start Delayed procedure as follows:

- A red flag is waved from the Starter's rostrum and the red light stays on.
- The "Start Delayed" board is displayed from the Starter's rostrum and a marshal will wave a yellow flag at each row of the starting grid from the signaling platform.
- Riders must stay in their grid position with helmets on, engines may be switched off.



- The machine(s) which caused the Start Delayed procedure will be removed to the pit lane, regardless of what work is needed to restart the machine. If they can be restarted or a spare machine is taken the rider may start the warm up lap from pit lane, and will start the race from the back of the grid.
- After display of the Start Delayed board, a maximum of 2 mechanics per rider are allowed on the grid. Only tyre warmers, stands, starter engines and hand-carried tools are allowed, no generators are allowed on the grid.
- Only essential officials are allowed on the grid, no media, guests, umbrella-holders or other team personnel will be permitted, with the exception of camera crew(s) authorised by the Organisers.
- The start procedure will be re-commenced at the 3 minute board, which the Starter will order to be displayed as soon as possible (normally as soon as all riders on the grid are attended by their team).
- Following the 1 minute and 30 second boards the riders will complete an additional warm up lap. The race distance will be reduced by one lap.

Any person who, due to his behaviour on the grid is responsible for a “start delayed” may be further penalised.

#### 19) Rain on Grid

If the pit lane is opened for the Sighting Lap with the track dry but the track becomes wet during or after the sighting lap (ie. when the riders are on the track or on the grid), the Starter may invoke the following procedure.

(Note: as climatic conditions and their severity can never be accurately forecast, Race Direction in consultation with the RC Organization may react to specific situations by issuing different instructions.)

- The Start Delayed board is displayed. This may be before or after the normal five minute countdown has started on the grid.
- **All bikes will be moved to pit lane where wheel changes and adjustments may be made.**



- Approximately 10 minutes after the display of the Start Delayed board, the pit lane will open for 5 minutes (8 minutes in the case that all practice sessions have been dry).
- Riders may make more than one sighting lap, passing through the pit lane.
- At the same time the pit exit is closed, the 5-Min board will be displayed on the grid, starting the 5-3-1-30 sec countdown for the warm up lap.
- Team members must leave the grid as normal, and the standard start procedure applies from that point according to Art. 1.18.10) - 17) inclusive.
- The race distance is reduced to 2/3 of the original distance.

#### 20) Wet Race Start (following all dry practice)

In case all practice and warm up sessions have been dry (as declared by the Race Director), and the race start is declared wet before the opening of pit lane for the sighting lap, the following Wet Race Start procedure will apply.

- The declaration of Wet Race Start will be made as early as possible before the opening of the pit lane and communicated to teams.
- **The pit lane will open on time and remain open for 8 minutes.**
- Riders may make more than one sighting lap, passing through the pit lane.
- Refuelling and adjustments are permitted in pit lane during the sighting laps period.
- At the same time the pit exit is closed, the 5-min board will be displayed on the grid, starting the 5-3-1-30sec countdown for the warm up lap.
- The race distance may be shortened by the Race Director, in consultation with the RC Organisation.

#### 21) Quick Restart Procedure

When a race is stopped, riders must return to the pit lane, unless otherwise instructed by officials. If there is to be a restart, the following procedure will apply:



- Upon arrival in the pit lane, repairs and adjustments may be made to the motorcycle. Refuelling is permitted.
- When all riders have entered the pit lane the Race Director will announce the time remaining to the re-opening of the pit lane, which will be a minimum of 5 minutes. The time remaining to the opening of the pit exit will be displayed on timing screens and countdown boards.
- When the time period has elapsed, the pit lane exit will be opened for SIXTY SECONDS only. Riders will make one lap at unrestricted speed to the starting grid, followed by a Safety Car. Any rider delaying the progress of the sighting lap will be overtaken by the Safety Car. Any rider arriving behind the Safety Car must go into the pit lane. Such riders will have to start the warm up lap from the pit lane and will start the race from the back of the grid.
- Any riders remaining in the pit lane after it has been closed will have to start the warm up lap from the pit exit and start the race from the back of the grid.
- ONE mechanic only, per rider, may go onto the grid (without tools) to primarily indicate to his rider his position on the grid. In the case that the restarted race involves new grid positions, the mechanic should avail himself of his rider's new grid position from the classification displayed on the timing screen or from officials who will be positioned at the entry point to the grid with the revised starting grid information.
- Riders will arrive back on the starting grid and stop in their grid position, with engines running, no adjustments may be made. Any rider requiring repairs or adjustments on the sighting lap from the pit exit must enter the pit lane.
- As soon as the Safety Car arrives on the back of the grid, a 30-seconds board will be displayed at the front of the grid. At this point the mechanics must immediately leave the grid by the quickest route. The 30 seconds may be reduced at the discretion of the **Starter** when the grid is cleared and it is considered safe.
- After 30 seconds have elapsed and/or the grid is clear, a green flag will be shown to start the warm up lap.



- The riders will make one warm up lap at unrestricted speed, followed by a Safety Car. When the last rider has passed the pit exit it will be opened for a period of 30 seconds to release any rider waiting. After 30 seconds, the pit lane exit will remain closed until after the start of the race. Any rider not able to leave the pit exit whilst it is open will start the race from the pit exit. Any rider delaying the progress of the warm up lap will be overtaken by the Safety Car.
- Upon arrival back at the starting grid the normal start procedure will be followed, with the start signal given in the normal manner.
- Riders who started the warm up lap from the pit lane must start the race from the back of the grid as directed by officials. In case of two or more riders, they will take up the last grid positions in order of their grid positions. Any rider arriving **at the pit lane entry point after the Safety Car must enter the pit lane and start the race from the pit lane exit.**
- After the start signal has been given and the last rider has passed the pit exit, the pit exit will be opened, as per Article 1.18.16. Any riders still in the pit lane may then start the race.

## 1.19 RIDE THROUGH PROCEDURE

During the race, the rider will be requested to ride through the pit lane. Stopping is not permitted. The rider may then rejoin the race.

The rider must respect the speed limit (Art. 1.21.13), in the pit lane. In case of infraction of this speed limit, the ride through procedure will be repeated; in case of a second infraction of this speed limit, the black flag will be shown to the rider.

In the event of a restarted race, the above regulation will also apply.

In the case of a race interrupted prior to the penalty being complied with and if there is a second part, the rider will be required to ride through after the start of the second part of the race.

In the case of a rider carrying forward a penalty for anticipation of the start, into the second part of an interrupted race and subsequently found to have anticipated the second start, the rider will be shown the black flag.



Yellow boards (100 cm horizontal x 80 cm vertical) displaying the riders' numbers (black colour) will be shown at the finish line and the information will also be displayed on the timekeeping monitors.

Failure by the relevant rider to ride through, having been shown the board 5 times, will result in that rider being shown the black flag.

In the case where the organisation has been unable to carry out the ride through penalty before the end of the race, the relevant rider will be inflicted with a time penalty **as determined by RC Race Direction to reflect the ride through time, and notified to teams before the race.**

## **1.20 “WET” AND “DRY” RACES**

All races will be categorised as either wet or dry. A board may be displayed on the grid to indicate the status of the race. If no board is displayed, the race is automatically dry. The purpose of this classification is to indicate to riders the consequence of varying climatic conditions during a race.

### **1.20.1.1**

Dry Races - a race classified as dry will be interrupted by the RC Race Director, if he considers that climatic conditions affecting the surface of the track makes it likely that riders will wish to change tyres.

### **1.20.1.2**

Wet Races - a race classified as wet, usually commenced in varying or wet conditions, will not be interrupted for climatic reasons and riders who wish to change tyres or make adjustments must enter the pits and do so during the actual race.

### **1.20.1.3**

In all cases where the first race is interrupted for climatic reasons, then the restart will automatically be a “wet” race.

## **1.21 BEHAVIOUR DURING PRACTICE AND RACE**

- 1) Riders must obey the flag signals, the light signals, and the boards which convey instructions. Any infringement to this rule will be penalised according to the provisions of article 1.22.





- 2) Riders must ride in a responsible manner which does not cause danger to other competitors or participants, either on the track or in the pit-lane. Any infringement of this rule **may** be penalized.
- 3) Riders should use only the track and the pit-lane. However, if a rider accidentally leaves the track then he may rejoin it at the place indicated by the officials or at a place which does not provide an advantage to him.

Any infringement of this rule during the practices or warm up will be penalised by the cancellation of the lap time concerned and during the race, by a penalty decided by the RC Race Direction.

If a change of position penalty is imposed a board will be displayed for the rider on the finish line during a maximum of 5 laps. If the rider did not go back after the board has been presented 5 times, he will be penalised by a ride through.

**A time penalty may be imposed in lieu of a change of position penalty where necessary.** Further penalties may also be imposed.

- 4) Any repairs or adjustments along the race track must be made by the rider working alone with absolutely no outside assistance. The marshals may assist the rider to the extent of helping him to lift the machine and holding it whilst any repairs or adjustments are made. The marshal may then assist him to re-start the machine.
- 5) If the rider intends to retire, then he must park his motorcycle in a safe area as indicated by the marshals.
- 6) If the rider encounters a problem with the machine which will result in his retirement from the practice or the race, then he should not attempt to tour at reduced speed to the pits but should pull off the track and park his machine in a safe place as indicated by the marshals.
- 7) Riders who are returning slowly to the pits for remedial work should ensure that they travel as far as possible off the racing line.
- 8) Riders may enter the pits during the race, but taking the motorcycle inside the pit box is not permitted.

Refuelling is strictly prohibited.

Any infringement of this rule will be penalised with a disqualification.



- 9) Riders who stop their engines in the pits may be assisted to re-start their motorcycle by the mechanics.
- 10) Riders are not allowed to transport another person on their machine or to be transported by another rider on his machine (exception: Another rider or by another rider after the chequered flag or red flag).
- 11) Riders must **not ride their** motorcycles in the opposite direction of the circuit, either on the track or in the pit lane, unless doing so under the direction of an Official.
- 12) No signal of any kind may pass between a moving motorcycle and the rider's team, or anyone connected with the motorcycle's team, entrant or rider, except for the signals of the timekeeping transponder, lap trigger, GPS, legible messages on a pit board, or body movements by the rider or team. Onboard TV camera signals are allowed, but only when such signals are for the purposes of and managed by the Championship promoter.
- 13) A speed limit of 60 km/h will be enforced in the pit lane at all times during the event. Riders must respect the speed limit from where the sign 60 km/h is placed up to where the sign 60 Km/h crossed out is placed.

Any rider found to have exceeded the limit during the practice will be subject to a penalty, **and increased penalties may be imposed for repeated offences.**

Any rider who exceeds the pit lane speed limit during a race will be penalised with a ride through.

The RC Race Direction must communicate the offence to the team of the rider after having received the information from the Official in charge.

- 14) Stopping on the track during practices and races is forbidden.
- 15) During the practice sessions and warm ups, practice starts are permitted;
  - a) when it is safe to do so, at the pit lane exit before joining the track and
  - b) after passing the chequered flag at the end of practice sessions and warm-ups when it is safe to do so, off the racing line and only in the designated Practice Start Zone(s) and following the procedure, as communicated to teams prior to the first practice session.



Any rider found to have infringed this rule will be subject to an instant penalty. Further penalties may be applied.

- 16) If any rider wishes to parade a flag or engage in any celebration after the chequered flag, they must ride to the side of the racing surface in a safe location to collect the flag and/or perform any celebrations and then rejoin the circuit when it is safe to do so.

It is forbidden to stop on the Start-Finish straight after the chequered flag for any celebrations of any kind.

- 17) It is not permitted to ride racing motorcycles within the circuit other than in the pit lane or on the track.
- 18) After the chequered flag, riders riding on the track must wear a safety helmet until they stop on the pit lane / parc fermé.
- 19) Pit Lane Exit

The pit lane exit road will be defined by the RC Race Direction and marked with painted lines. A dotted white line (interrupted line) will signify the end of the pit lane road, which is the point where the track starts and racing may commence. Riders must stay inside the painted lines defining the pit exit road until passing the dotted white line, during all track sessions (practice and race).

Infractions may be penalised with an instant penalty by the RC Race Direction, and further penalties may be applied.

## **1.22 FLAGS AND LIGHTS**

Marshals and other officials display flags or lights to provide information and/or convey instructions to the riders.

All flags are presented waved.

### **1.22.1 Flags and Lights Used to Provide Information:**

- **Green Flag**

The track is clear

This flag must be waved at each flag marshal post for the first lap of each practice session and of the warm up, for the sighting lap and for the warm up lap.



This flag must be shown waved at the flag marshal post immediately after the incident that necessitated the use of one or more yellow flags.

**This flag may be waved at pit exit, in conjunction with the official signal of the green light, as an extra signal that pit lane exit is open.**

- **Yellow and Red Striped Flag**

The adhesion on this section of the track could be affected by any reason other than rain.

This flag must be shown waved at the flag marshal post.

- **White Flag with diagonal red cross** (stroke width of the cross: between 10 and 13 cm)

Drops of rain on this section of the track.

This flag must be waved at the flag marshal post.

- **White Flag with diagonal red cross** (stroke width of the cross: between 10 and 13 cm) + **Yellow and Red Striped Flag**

Rain on this section of the track.

These flags must be waved together at the flag marshal post.

- **Blue Flag**

Waved at the flag marshal post, this flag indicates to a rider that he is about to be overtaken.

During the practice sessions, the rider concerned must keep his line and slow down gradually to allow the faster rider to pass him.

During the race, the rider concerned is about to be lapped. He must allow the rider(s) who are lapping him to pass him at the earliest opportunity, and passing within a group of lapped riders is forbidden under the blue flag.

**Waved at a marshal post after the pit lane exit, this flag indicates to a rider exiting pit lane that riders are approaching on track. The rider exiting pit lane must do so safely and without disturbing riders on track.**



- **Chequered Black / White Flag**

This (these) flag(s) will be waved at the finish line to indicate the finish of race or practice session.

- **Chequered Black / White Flag and Blue Flag**

The chequered black/white flag(s) will be waved together with the blue flag at the finish line when a rider(s) precedes closely the leader during the final lap before the finish line (see art. 1.24.1).

- **Green Light**

This light must be switched on at the pit lane exit to signal the start of each practice session and of the warm up, the start of the sighting lap(s) and the start of the warm up lap.

- **Flashing Blue Lights**

Will be switched on at the pit lane exit at all time during practices and races.

#### **1.22.2 Flags Which Convey Information and Instructions:**

- **Yellow Flag**

Waved at each row of the starting grid, this flag indicates that the start of the race is delayed. Waved at one row (or more) of the starting grid, this flag indicates that a rider on that row is having difficulties.

A single yellow flag waved at the flag marshal post indicates that there is a danger ahead beside the track.

Two yellow flags waved together at the flag marshal post indicate that there is a hazard wholly or partly blocking the track.

**The waving of a single or a double yellow flag does not signify a degree of danger, but only the location of the incident.**

The riders must slow down and be prepared to stop. Overtaking is forbidden up until the point where the green flag is waved.

Any infringement of this rule during a practice session will result in the cancellation of the time of the lap during which the infraction occurred.

An infringement of this rule during the race will result in a penalty.



If a change of position penalty is imposed, boards will be displayed for the rider on the finish line during a maximum of 5 laps, indicating the number of positions the rider must go back. If the rider did not go back after the board has been presented 5 times, they will be penalized by a ride through.

In both cases, further penalties may also be imposed.

If immediately after having overtaken, the rider realises that he committed an infraction, he must raise his hand and let pass the rider(s) that he has overtaken. In this case, no penalty will be imposed.

During the final inspection lap, this flag must be waved at the exact place where the flag marshal will be positioned during the practices, the warm ups and races.

- **Red Flag and Red Lights**

When the race or practice is being interrupted, the red flag will be waved at each flag marshal post and the red lights around the track will be switched on. Riders must return slowly to the pits.

When the pit-lane exit is closed, the light will be switched on, **and the red flag may be used in conjunction with the official red light signal.** Riders are not allowed to exit the pit lane.

The red flag will be shown motionless on the starting grid at the end of the warm up lap.

The red flag may also be used to close the track.

The red lights will be switched on at the start line for between 2 and 5 seconds to start each race.

- **Black Flag**

This flag is used to convey instructions to one rider only and is waved at each flag marshal post together with the rider's number. The rider must stop at the pits at the end of the current lap and cannot restart, when this flag results from a penalty.

This flag can also be presented to a rider for a reason other than a penalty (eg. to rectify a non-dangerous technical problem such as a transponder problem).

- **Black Flag with orange disk (Ø 40 cm)**

This flag is used to convey instructions to one rider only and is waved at each flag marshal post together with the rider's number. This flag informs the rider that his motorcycle has mechanical problems likely to endanger himself or others, and that he must immediately leave the track.

#### **1.22.3 Flag Dimension**

The flag dimension should be 80 cms in the vertical and 100 cms in the horizontal.

The flag dimension will be checked the day preceding the day of the first practice session.

#### **1.22.4 Flag Colour**

The Pantones for the colours are as follows:

Orange:	Pantone 151 C
Black:	Pantone Black C
Blue:	Pantone 298 C
Red:	Pantone 186 C
Yellow:	Pantone Yellow C
Green:	Pantone 348 C

The flags' colours will be checked the day preceding the day of the first practice session.

#### **1.22.5 Rider' s number board**

Black board (70 cm horizontal x 50 cm vertical) which enables the race number of a rider to be attached with a set of numbers in white, whose stroke width is minimum 4 cm and height minimum 30 cm.

This board must be available at each flag marshal post.

#### **1.22.6 Flags Marshals posts**

The location will be fixed during the circuit homologation.

#### **1.22.7 Marshals Uniforms**

It is strongly recommended the marshals' uniforms to be in white or orange (Ref. Pantone: 151 C) and the rain coat to be transparent.



## **1.23 MEDICAL CARS**

The medical cars, if they are to go on to the track, must be equipped with red flashing lights. The words “MEDICAL CAR” should be clearly indicated on the back and the sides of the car.

## **1.24 FINISH OF A RACE AND RACE RESULTS**

### **1.24.1**

When the leading rider has completed the designated number of laps for the race, he will be shown a chequered flag by an official located at the finish line behind the 1<sup>st</sup> line of protection. The chequered flag will continue to be displayed to the subsequent riders.

When the chequered flag is shown to the leading rider, no other rider will be permitted to enter the track from the pit lane.

As soon as the chequered flag is shown to the leading rider, the red light will be switched on at the pit lane exit.

If a rider(s) closely precedes the leader during the final lap before the finish line, the official will wave to the rider(s) and to the leader simultaneously the Chequered flag and the Blue flag. That means that the race is finished for the leader while the rider(s) closely preceding the leader has (have) to complete the final lap and take the Chequered flag.

### **1.24.2**

In case of a photo-finish between two, or more, riders, the decision shall be taken in favour of the competitor whose front wheel leading edge crosses the plane of the finish line first. In case of ties, the riders concerned will be ranked in the order of the best lap time made during the race.

### **1.24.3**

The results will be based on the order in which the riders cross the line and the number of laps completed.





#### 1.24.4

To be counted as a finisher in the race and be included in the results a rider must:

- a) Complete 75% of the race distance.
- b) Cross the finish line on the race track (not in the pit lane) within five minutes of the race winner. The rider must be in contact with his machine.

#### 1.24.5

The riders placed in the first three positions in the race will be escorted by officials, as quickly as possible, to the podium for the awards ceremony. Participation in the podium ceremony by the first three riders is compulsory.

### 1.25 INTERRUPTION OF A RACE

#### 1.25.1

If the RC Race Director decides to interrupt a race, then red flags will be displayed at the finish line and at all marshals' posts and he will switch on the red lights around the circuit. Riders must immediately slow down and return to the pit lane.

The results will be the results taken at the last point where the leader and all other riders on the same lap as the leader had completed a full lap without the red flag being displayed

Exception: if the race is interrupted after the chequered flag, the following procedure will apply:

1. For all the riders to whom the chequered flag was shown before the interruption, a partial classification will be established at the end of the last lap of the race.
2. For all the riders to whom the chequered flag was not shown before the interruption, a partial classification will be established at the end of the penultimate lap of the race.
3. The complete classification will be established by combining both partial classifications as per the lap/time procedure.



At the time the red flag is displayed, riders who are not actively competing in the race will not be classified.

Within 5 minutes after the red flag has been displayed, riders who have not entered the pit lane, pushing or riding on their motorcycle, will not be classified.

#### **1.25.2**

If the results calculated show that less than three laps have been completed by the leader of the race and by all other riders on the same lap as the leader, then the race will be null and void and a completely new race will be run.

If it is found impossible to re-start the race, then it will be declared cancelled and the race will not count for the Cup.

#### **1.25.3**

If three laps or more have been completed by the leader of the race and all other riders on the same lap as the leader, but less than two-thirds of the original race distance, rounded down to the nearest whole number of laps, then the race will be restarted according to Art. 1.26. If it is found impossible to restart the race, then the results will count and half points will be awarded in the Cup.

#### **1.25.4**

If the results calculated show that two-thirds of the original race distance rounded down to the nearest whole number of laps have been completed by the leader of the race and by all other riders on the same lap as the leader, then the race will be deemed to have been completed and full Cup points will be awarded.

If it is found impossible to restart the race, then the results will count and full Cup points will be awarded.



## 1.26 RE-STARTING A RACE THAT HAS BEEN INTERRUPTED

### 1.26.1

If a race has to be re-started, then it will be done as quickly as possible, consistent with track conditions allowing. As soon as the riders have returned to the pits the **RC Race Director** will announce a time for the new start procedure to begin which, conditions permitting, should not be later than 10 minutes after the initial display of the red flag.

### 1.26.2

The results of the first race must be available to teams before the second part of a race can be started.

### 1.26.3

The start procedure will be identical to a normal start with sighting laps, warm-up lap, etc.

### 1.26.4

Conditions for the re-started race will be as follows:

- i) In the case of situation described in 1.25.2 (less than 3 laps completed) above:
  - a) All riders may **start, including riders who may not have completed the sighting or warm up lap for the original start.**
  - b) Motorcycles may be repaired.  
Refuelling is permitted.
  - c) The number of laps will be two-thirds of the original race distance rounded down to the nearest whole number of laps.
  - d) The grid positions will be as for the original race.



- ii) In the case of situation described in 1.25.3 (3 laps or more and less than two-thirds completed) above:
  - a) Only riders who are classified as finishers in the first race may re-start.
  - b) Motorcycles may be repaired. Refuelling is permitted.
  - c) The number of laps of the second race will be the number of laps required to complete two-thirds of the original race distance rounded down to the nearest whole number of laps with a minimum of 5 laps.
  - d) The grid position will be based on the finishing order of the first race.
  - e) The final race classification will be established according to the position and the consolidated number of laps of each rider at the time he crossed the finish line at the end of the last part of the race. Provisions of Art. 1.24.4 will apply.

#### **1.26.5**

**Any start position penalties applying to a rider in the first race. e.g. a drop of grid position or starting the race from pit lane, will be considered to have been served at the original race start and will not apply to the restarted race.**

**In the case of Art. 1.25.2 (race interrupted with less than 3 laps completed) the new start will be a completely new race so therefore existing start position penalties will apply.**



## **1.27 CUP POINTS AND CLASSIFICATION**

### **1.27.1**

Riders will compete for the FIM Rookies Cup.

### **1.27.2**

For riders, the points will be those gained in each race.

### **1.27.3**

For each race, Cup points will be awarded on the following scale:

1 <sup>st</sup>	25 points
2 <sup>nd</sup>	20 points
3 <sup>rd</sup>	16 points
4 <sup>th</sup>	13 points
5 <sup>th</sup>	11 points
6 <sup>th</sup>	10 points
7 <sup>th</sup>	9 points
8 <sup>th</sup>	8 points
9 <sup>th</sup>	7 points
10 <sup>th</sup>	6 points
11 <sup>th</sup>	5 points
12 <sup>th</sup>	4 points
13 <sup>th</sup>	3 points
14 <sup>th</sup>	2 points
15 <sup>th</sup>	1 point

### **1.27.4**

All races will count for the Cup classification.

### **1.27.5**

In the event of a tie in the number of points, the final positions will be decided on the basis of the number of best results in the races (number of first places, number of second places etc.). In the event that there is still a tie then, the date in the Cup at which the highest place was achieved will be taken into account with precedence going to the latest result.



## **1.28 INSTRUCTIONS AND COMMUNICATIONS TO COMPETITORS**

### **1.28.1**

Instructions may be given by the Clerk of the Course to Teams and/or Riders by means of special circulars in accordance with the Regulations. Circulars must be posted on the official notice board. Posting on the official notice board will be deemed as proof of delivery.

### **1.28.2**

All classifications and results of practice and the race, as well as all decisions issued by the officials, must be posted on the official notice board. Posting on the official notice board will be deemed as proof of delivery and official publication.

### **1.28.3**

Any communication from the RC Race Direction, the Permanent Officials or the Clerk of the Course to a team or rider must be communicated in writing or via electronic means including but not limited to email and official Timekeeping monitors. Similarly, any communication from a team or rider to the RC Race Direction, the Permanent Officials or the Clerk of the Course must also be made in writing including electronic means such as email.

## **1.29 TEAM PERSONNEL IN THE PIT LANE**

For safety reasons, the following rules must be strictly respected.

### **1.29.1**

Team personnel will not be permitted in the pit lane during practices, warm-up and race of another class unless they are making adjustments to their motorcycle.

### **1.29.2**

The maximum number of team personnel per rider in the working area in front of the pits is limited to 6.

### **1.29.3**

The maximum number of team personnel per rider on the signalling platform is limited to 4.



## 2. TECHNICAL SPECIFICATIONS

### KTM MOTO3 250 GPR Production Racer

BIKE SPEC.	RBR250 ( Typ R33 )
Frame Type	tubular steel trellis frame with adjustable headstock and swingarm pivot
Subframe Type	Wethje carbonfibre composite, monoblock
Swingarm Type	upside down shaped, welded aluminium
Triple Clamps	milled from billet aluminium, adjustable, 28mm / 30mm offset
Handlebars	clamps milled from billet aluminium, changeable handlebar tubes
Front Suspension	WP RCMA 3548 / DM 35 mm USD Fork adjustable spring preload adjustable compression damping, 20 clicks adjustable rebound damping, 20 clicks
Steering Damper	WP through rod damper, adjustable, 30 clicks
Front Wheel / Tire	OZ forged aluminium wheel 2.5 x 17" / Dunlop 95/75-R17 Moto3 M slick tire
Front Brake System	Brembo single disc system, 290mm disc
Rear Wheel / Tire	OZ forged aluminium wheel 3.5 x 17" / Dunlop 115/75-R17 Moto3 M slick tire
Rear Brake System	Braking disc 190mm Formula radial caliper + Formula master cylinder
Exhaust System	Akrapovic full titanium twin megaphone system, 115 dB
Tank / Capacity	XPE plastic tank / 10,5 litres
Fairing / Fenders	Wethje carbonfibre composite
Airbox System	pressurized, Wethje Carbon Fibre Composite, BMC filter
Electric / Electronic System	alternator 12V-70 W / battery 12V-0,8Ah Koso dash GET by Athena ECU adjustable traction control adjustable fuel mapping adjustable ignition mapping adjustable launch control adjustable pit speed limiter quickshifter interface for data recording
Wheel Base	1210 mm + 35 mm
Std. Seat Height	760mm
Rake / Trail	plus / minus 1° adjustable with optional headstock inserts
Swingarm Pivot	plus / minus 4mm adjustable with optional swingarm pivot inserts
Dry Bike Weight	approx. 81,5 kg


**KTM MOTO3 250 GPR**  
**Production Racer**
**RBR Rookies Bike MY2013**

ENGINE SPEC.	R33
Motor type	Einzyylinder / wassergeköhlt / 4-Takt / DOHC
max. Power	>37 kW / 13.000 rpm
max. Torque	>28 Nm / 11.000 rpm
max. Engine Speed	13.500 rpm / 14.000 rpm
Displacement	249,5 cm <sup>3</sup>
Bore / Stroke	81mm / 48,5 mm
Compression Ratio	14,5
Intake System	dual injector throttle body, oval, DM50 equivalent
Engine Management System	GET by Athena / ECUK MOTO3
Engine Management Software	MAYA EVO
Primary Drive	straight teeth gear drive
Secondary Drive	415 Chain, sprocket options 16 - 18T, rear sprocket options 34 - 42T
Lubrication System	semi dry pump, 1 pressure pump, 2 scavenging pumps
Cooling System	WP water radiator + WP oil-water heat exchanger
Valvetrain System	Chain drive, intermediate gear, radial valves, DLC-coated finger followers
Valves	titanium
Mass Balancing System	single balancer shaft
Piston / Rings	Pankl, milled from billet, aluminium, 1 compression ring, 1 oil ring
Conrod	Pankl, milled from billet, steel, split bottom end with plain bearing
Crankshaft	one-piece, forged steel, plain bearings
Camshafts	tapered cams, adjustable sprockets, decompression device
Fuel Specification	min. 100 ROZ
Rebuild Interval 13.500 / 14.000 rpm	4.000 km / 2.000 km

KITS / OPTIONS	B33	
GET EM HW	communication cable to ECU	
GET EM SW	MAYA ADVANCED license, programmable EM, EB, TC, LC, QS	in combination with optional data recording system
GP Spec EM HW	wiring harness + stick coil to run Dellorto "GP" and Dellorto "Start" ECU	
Data Recording	20 / KTM Data Logger	
Engine Kit 1 ( GP rpm )	kit file, max. 14.000 rpm, min. 2.000 km rebuild interval	in combination with 102 ROZ race fuel
GP Spec Engine Kit 2	camshafts, valve springs, retainers, max. 14.000 rpm, min. 2.000 km rebuild interval	in combination with 102 ROZ race fuel
GP Spec Primary Gear Kit	2 primary ratio options	
GP Spec Clutch Kit	Suter AHC	available directly from Suter Racing
GP Spec Gear Box Kit	2 gear options each gear	
Headstock Kit 1	2 headstock insert options	in combination with std. radiator
GP Spec Head Stock Kit 2	6 headstock insert options	in combination with U-shape GP spec. radiator
GP Spec Swingarm Pivot Kit	4 pivot options	
GP Spec Front Suspension Kit	WP RCMA 4000 GP fork ( for DM 218mm twin disc brake system )	available directly from WP
GP Spec Front Wheel	OZ forged magnesium / 2,5 x 17" / for DM 218mm twin disc brake system )	available directly from OZ
GP Spec Rear Wheel	OZ forged magnesium / 3,5 x 17"	available directly from OZ
GP Spec Exhaust Kit	Akrapovic slip-on GP-spec silencer, 115 dB	in combination with std. header system
GP Spec Water Radiator Kit	U-shape GP-spec. radiator	





## **2.9 PROTECTIVE CLOTHING AND HELMETS**

### **2.9.1**

Riders must wear a complete leather suit with additional leather padding or other protection on the principal contact points, knees, elbows, musters, hips etc.

### **2.9.2**

Linings or undergarments must not be made of a synthetic material which might melt and cause damage to the riders' skin.

### **2.9.3**

Riders must also wear leather gloves and boots, which with the leather suit provide complete coverage from the neck down.

### **2.9.4**

Leather substitute materials may be used, providing they have been checked by the Chief Technical Steward.

### **2.9.5**

Use of a back protector is compulsory.

### **2.9.6**




Riders must wear a helmet which is in good condition, provides a good fit and is properly fastened.

### **2.9.7**

Helmets must conform to one of the recognised international standards:

EUROPE	ECE 22-05 (only "P" type)
JAPAN	JIS T 8133:2007 (valid until 31.12.2019) JIS T 8133:2015 (only "Type 2 Full face")
USA	SNELL M 2010 (valid until 31.12.2019) SNELL M 2015

Examples of labels are reported below (for Europe, the country numbers which have granted the approval are also indicated):

	 <p><b>051406/J-1952</b> </p> <p>a = 8 mm min.</p> <p>3/ 1 for Germany, 2 for France, 3 for Italy, 4 for the Netherlands, 5 for Sweden, 6 for Belgium, 7 for Hungary, 8 for the Czech Republic, 9 for Spain, 10 for Yugoslavia, 11 for the United Kingdom, 12 for Austria, 13 for Luxembourg, 14 for Switzerland, 15 (vacant), 16 for Norway, 17 for Finland, 18 for Denmark, 19 for Romania, 20 for Poland, 21 for Portugal, 22 for the Russian Federation, 23 for Greece, 24 for Ireland, 25 for Croatia, 26 for Slovenia, 27 for Slovakia, 28 for Belarus, 29 for Estonia, 30 (vacant), 31 for Bosnia and Herzegovina, 32 for Latvia, 33 (vacant), 34 for Bulgaria, 35 (vacant), 36 for Lithuania, 37 for Turkey, 38 (vacant), 39 for Azerbaijan, 40 for The former Yugoslav Republic of Macedonia, 41 (vacant), 42 for the European Community (Approvals are granted by its Member States using their respective ECE symbol), 43 for Japan, 44 (vacant), 45 for Australia, 46 for Ukraine, 47 for South Africa and 48 for New Zealand. Subsequent numbers shall be assigned to other countries in the chronological order in which they ratify or accede to the Agreement Concerning the Adoption of Uniform Technical Prescriptions for Wheeled Vehicles, Equipment and Parts which can be Fitted and/or be Used on Wheeled Vehicles and the Conditions for Reciprocal Recognition of Approvals Granted on the Basis of these Prescriptions, and the numbers thus assigned shall be communicated by the Secretary-General of the United Nations to the Contracting Parties to the Agreement.</p>
<p><b>JAPAN</b></p>	<div data-bbox="369 893 636 969">  <p>           乗車用ヘルメット            千8133 2種            並アライヘルメット組            認証No.V10308002            製品05-915002         </p> </div> <div data-bbox="643 893 774 969"> <p>           ご注意            製品に欠陥・不良等が認められる場合は、            本製品を製造した事業者へご連絡ください。            ※本製品は安全確保を目的として製造されたものであり、            使用目的以外に使用しないでください。            ※本製品は保証期間内に限り保証いたします。            詳細は、取扱説明書をご覧ください。         </p> </div> <div data-bbox="369 981 636 1049"> <p>           WARNING  <b>EXP. 2015</b>            SAMPLE   </p> </div> <div data-bbox="643 981 774 1049">  <p>           JIS VIA            日本工業規格            日本工業規格         </p> </div>
<p><b>USA</b></p>	



- Visors must be made of a shatterproof material.
- Disposable visor “tear-offs” are permitted.
- A protective lower face cover must be present and must be not detachable, not moveable and made of the same material of the shell.
- Helmets constructed with an outer shell made of more than one piece are not permitted (e.g. they must not contain any seam).
- A retention system with a strap and the double D ring closing system is recommended.

#### 2.9.8

Any question concerning the suitability or condition of the riders clothing and/or helmet shall be decided by the Chief Technical Steward, who may, if he so wishes, consult with the manufacturers of the product before making a final decision.



### **3. DISCIPLINARY AND ARBITRATION CODE**

#### **3.1 Principles**

The obligations incumbent upon the participants, officials and organisers are set out in the Regulations published by the FIM.

Proven violation or non-observance of these obligations will be subject to the penalties laid down in this chapter.

#### **3.2 Penalties**

The penalties are:

- warnings
- penalty points
- fines
- change of position
- ride through
- time penalties
- grid penalty
- disqualification
- withdrawal of Championship points
- suspension
- exclusion

### 3.2.1 Definition and application of penalties

Warnings:	can be made privately or publicly, <b>and can be made without a hearing.</b>
Penalty points:	<p>may be imposed by RC Race Direction on a rider in any number from 1 to 10, points are cumulative and expire after a period of 365 days from the date they were imposed.</p> <p><b>A disqualification from participation at the next event (or from the race results if this occurs at the last event of the season) is imposed when a rider has accumulated 10 points.</b></p> <p>10 points are deducted from the record of a rider once the disqualification is served.</p> <p>A penalty of <b>up to 5 points</b> can be imposed without a prior hearing being necessary.</p> <p>However, the right of protest remains as set out in Article 3.4.1.</p>
Fines:	<p>cash penalty up to 50'000€</p> <p>A fine of up to 1'000 Euros can be imposed without a prior hearing being necessary.</p> <p>However, the right of protest remains as set out in Article 3.4.1.</p>
Change of position:	the rider must go back the number of positions decided by the <b>RC Race Direction</b> .
Ride through:	see Art. 1.19



Time penalties:	the imposition of time affecting the rider's actual result up to 2 minutes and the cancellation of time.
Grid penalty:	<p>the imposition of a drop of any number of grid positions at the rider's next race <b>or next event</b>.</p> <p><b>A grid position penalty</b> may be imposed without a prior hearing being necessary.</p> <p>However, the right of protest remains as set out in Article 3.4.1.</p>
Disqualification:	disqualification from an event, practice sessions (black flag, black flag with orange disc), race (black flag, black flag with orange disc) or from its results.
Withdrawal of championship points:	the loss of points from the Championship races already run.
Suspension:	the loss of rights to participate in the Championship may be applied to one or more <b>practice sessions (or part thereof)</b> , or races.
Exclusion:	the final and complete loss of all rights of participation in any activity under FIM control.

### 3.2.2 Plurality of penalties

Any offender may have several penalties pronounced against him according to the circumstances.



### 3.3 The Disciplinary and Arbitration Bodies

The disciplinary and arbitration bodies of the FIM, qualified to deal with disciplinary and arbitration matters, are:

- The RC Race Direction
- The FIM Stewards
- The International Disciplinary Court (CDI)

#### 3.3.1 The RC Race Direction

##### 3.3.1.1 Constitution

The Constitution of the RC Race Direction is in accordance with the requirements laid down in Article 1.6.

##### 3.3.1.2 Authority and Competence

The RC Race Direction has the authority to **penalise riders** and teams' personnel, officials, promoters/organisers and all the persons involved in any capacity whatsoever in an event or in the Championship, **without the necessity of a hearing in the case of minor offences**, for:

- Infringements of the Regulations.
- any voluntary or involuntary action or deed accomplished by a person or a group of persons during a meeting, contrary to the current Regulations or instructions given by an official of the meeting.
- any corrupt or fraudulent act, or any action prejudicial to the interests of the meetings or of the sport, carried out by a person or a group of persons occurring during an event.
- **any voluntary or involuntary action of Officials and Promoters/Organisers** for having been unable to ensure the smooth and efficient running of the event or for serious breaches of the Regulations and **Protocols covering the event organisation**.

The RC Race Direction is competent to adjudicate upon a protest relating to infringements of the Regulations.



### **3.3.1.3 Penalties that may be pronounced by the RC Race Direction:**

- a warning
- an imposition of penalty points
- a fine
- a change of position
- a ride through
- a time penalty
- a grid penalty
- a disqualification
- a withdrawal of Championship points
- a suspension

Furthermore, the RC Race Direction can refer the case to the International Disciplinary Court (CDI) in order to impose a higher penalty than the RC Race Direction is empowered to do.

### **3.3.2 The FIM Stewards Panel**

#### **3.3.2.1 Constitution**

The Constitution of the FIM Stewards Panel is in accordance with the requirements laid down in **Article 1.7**.

#### **3.3.2.2 Authority and Competence**

The FIM Stewards Panel will hear any appeals against decisions taken by the RC race Direction.

#### **3.3.2.3 Penalties that may be pronounced by the FIM Stewards Panel, only following an appeal:**

- a warning
- a fine
- a time penalty
- a grid penalty
- a disqualification
- a withdrawal of Championship points
- a suspension

Furthermore, the FIM Stewards Panel can refer the case to the International Disciplinary Court (CDI) in order to impose a higher penalty than the FIM Stewards Panel is empowered to do.





### **3.3.3 The International Judicial Panel**

The International Judicial Panel (CJI) is composed of qualified persons from which the members of the CDI are nominated.

#### **3.3.3.1 Constitution**

The International Judicial Panel shall consist of members nominated by FMNs. Each FMN may nominate one or several members having the nationality of that FMN. The appointments shall be confirmed by the General Assembly for 4-year periods.

#### **3.3.3.2 Qualifications**

In order to qualify for appointment to the International Judicial Panel, a candidate must be in possession of a diploma in Law studies of University level. He must be able to express himself in at least one of the official languages of the FIM. He cannot however be an officer or a licence holder of the FIM.

### **3.3.4 The International Disciplinary Court (CDI)**

#### **3.3.4.1 Appointment of the Members**

The President of the International Judicial panel of the FIM will appoint each time, the President and the members who will constitute the CDI.

#### **3.3.4.2 Procedures**

The names of the members appointed must be communicated to all interested parties in the case, who have the right to make a duly documented objection to the composition of the Court, either in total or in part, within three days after having received the information. If the Executive Board of the FIM considers that a reasonable objection is made, **they must appoint** the necessary replacements. Otherwise **they** reject the objection and fix the date for the hearing.

The court may request the opinion of an expert or summon a witness who it considers useful.

#### **3.3.4.3 Authority and Competences**

The CDI will hear any appeals against decisions taken by the FIM Stewards.

The CDI adjudicates upon request of the **RC** Race Direction, or the FIM Stewards Panel.



### **3.3.5 The FIM as a Party in the Legal Proceedings**

#### **3.3.5.1 Function**

For all the appeals to the CDI, the FIM is entitled to assert its interests or to explain its position by means of a prosecution address.

#### **3.3.5.2 Appointment**

The Executive Board shall appoint in each case, the person who will represent the FIM.

#### **3.3.5.3 Procedure**

The intervention of the FIM is optional and is left to the appreciation of the Executive Board.

As a party, the FIM enjoys the same rights and obligations as the other parties.

The FIM may be present in person at a hearing or may present its claims in writing.

### **3.4 Protests and Appeals**

#### **3.4.1 Right of protest**

Any legal entity or any individual, rider, team, manufacturer, official etc. affected by a decision taken under the authority of the FIM, has the right to protest against that decision.

No protest may be lodged against a decision of the RC Race Direction entailing or not:

- a fine for speeding in the pit lane, **pit lane exit violation, or practice start violation.**
- a change of position.
- a ride through.
- **a time penalty given in lieu of either: a ride through penalty under 1.19, or a change of position penalty under 1.21.3.**
- a disqualification from the practice sessions or races by means of a black flag or black flag with orange disc.

No protest may be lodged against a decision of the RC Race Direction based on a photo finish.

### 3.4.2 Right of appeal

The rules concerning appeals against FIM disciplinary decisions are:

1. To the FIM Stewards against a decision of the RC Race Direction.

No appeal may be lodged against a decision entailing or not:

- a fine for speeding in the pit lane, **pit lane exit violation, or practice start violation.**
- a change of position.
- a ride through.
- **a time penalty given in lieu of either: a ride through penalty under 1.19, or a change of position penalty under 1.21.3.**
- a disqualification from the practice sessions or races by means of a black flag or black flag with orange disc.

No appeal may be lodged against a decision based on a photo finish.

When no appeal may be lodged the decision of the RC Race Direction is final.

2. To the CDI against a decision of the FIM Stewards.

The decision of the CDI is final.

No appeal may be lodged if the FIM Stewards confirm the previous decision of the RC Race Direction. In this case, the decision of the FIM Stewards is final.

3. To the Court of Arbitration for Sports (CAS).

No appeal may be lodged against a decision entailing or not:

- a fine for speeding in the pit lane, **pit lane exit violation, or practice start violation.**
- a change of position.
- a ride through.
- **a time penalty given in lieu of either: a ride through penalty under 1.19, or a change of position penalty under 1.21.3.**
- a disqualification from the practice sessions or races by means of a black flag or black flag with orange disc.

No appeal may be lodged against a decision based on a photo finish.



### **3.4.3 Procedure and time limit for protests**

All protests must be submitted and signed only by the person directly concerned. Each protest must refer to a single subject only and the intention to protest must be notified to the RC Race Direction within 30 minutes of the publication of the results in the case of Sporting Regulation protests, and before the chequered flag of the session in the case of Technical Regulation protests. The protest must then be confirmed in writing or withdrawn within 1 hour at the latest after the publication of the results. Protests must be handed to a responsible official (Clerk of the Course, RC Race Director, FIM Steward or Secretary of the Meeting) together with the security deposit of 660 Euros or equivalent.

A protest against the eligibility of a rider, team or a motorcycle to enter a class or event must be made before the start of the official practice. A protest against a machine on technical control compliance grounds (eg. weight, noise, materials, etc.) may be made after the start of official practice, and must be informed to the RC Race Direction before the chequered flag of the practice session or race concerned.

### **3.4.4 Hearing of a protest**

After an **immediate** hearing, the RC Race Direction must make a decision on any protest presented. The protest has to be judged according to the provisions of the Regulations.

### **3.4.5 Effect of the decision upon a protest**

The decision of the RC Race Direction of determination of penalty is immediate.

### **3.4.6 Time limits for the lodging of an appeal**

The time limit for lodging a statement of appeal is:

Against a decision of the RC Race Direction 30 min

Against a decision of the FIM Stewards 5 days

Statement of appeal before the Court  
of Arbitration for Sports (CAS) 5 days

The time limits shall be taken from the date and time of receipt of the decision by the appellant.

### 3.4.7 Lodging of an appeal

To be admissible, the statement of appeal must be submitted **in writing** (appeal before the FIM Stewards) or **submitted or** sent by registered letter or special courier **or by electronic mail** to the FIM Executive Secretariat and postmarked (appeal before the CDI).

The correct security deposit for appeal must be **paid** to the **FIM Stewards (appeal before the FIM Stewards)** or **paid in** to the FIM Executive Secretariat (appeal before the CDI), as the case may be.

Within 10 days following the statement of appeal before the CDI, the appellant assigns to the FIM Executive Secretariat a brief of appeal stating the facts.

If the appeal was not lodged and/or the security deposit for appeal not paid within the deadline specified in article 3.4.6, the appeal will be declared inadmissible without hearing.

#### 3.4.7.1 Security deposit for appeals

The amount of the security deposit is 1'320 Euros.

#### 3.4.7.2 Security deposit payable upon an adjournment

If an adjournment to call further witnesses is ordered upon the request of one of the parties involved, this party must provide an additional financial guarantee within a time limit to be fixed by the disciplinary body. The hearing will not be continued until this guarantee has been paid. In case of no provision of the guarantee within the time limit, the disciplinary body will make a determination on the appeal based on the evidence of the original witness.

#### 3.4.7.3 Time limits to be observed for appeal hearings

The FIM Stewards must be convened to examine an appeal immediately after the brief of appeal is received.

The CDI must be convened to examine an appeal not later than 6 weeks after the brief of appeal is received.

The FIM Stewards and the CDI must in all cases pronounce a decision.



### **3.4.8 Effect of an appeal**

On request of the appellant, the FIM Stewards may decide a stay of the provisional execution adjudicated by the RC Race Direction by injunction or in its decision.

On request of the appellant, the CDI may decide a stay of the provisional execution adjudicated by the FIM Stewards by injunction or in its decision.

## **3.5 Procedure before all the Disciplinary and Arbitration Bodies**

### **3.5.1 Right to a hearing**

It shall be the unquestionable right of any person or body charged with any offence under the Regulations to defend themselves, either in person or by proxy.

Any party convened before a disciplinary or arbitration body has the right to be represented by one defense counsel of its own choice and at its own expense. Adequate notice of this intention must be given in order that this may also be notified to all other parties in the case. Failure to do so may result in the disciplinary or arbitration body upholding an objection to such representation.

If any of the parties duly convened do not appear, judgment can be rendered by default.

The disciplinary or arbitration bodies may decide that the hearing take place by means of a telephone conference call or through any other means of communication using a telephone or electronic device. Such a method of conducting a hearing shall only take place with the consent of all parties involved.

### **3.5.2 The hearing**

The hearing shall be public unless the disciplinary or arbitration body itself decides otherwise in exceptional circumstances.

The hearing shall be conducted in one of the official languages of the FIM. Should one of the parties wish to use another language, it shall provide the necessary interpreters at its own costs.

The appellant must be present or duly represented, failing which, the protest will not be admissible and the costs shall be borne by the appellant.



Once the President has opened the proceedings, he will invite the parties involved to state their respective cases without the witnesses being present.

After statements of the parties concerned, the disciplinary or arbitration body shall hear the various witnesses and experts in order to complete the evidence. The parties involved in the case shall have the right to question all witnesses and experts on their evidence.

Any member of the disciplinary or arbitration body may, at any time during the hearing and with the President's approval, question any of the parties involved, the witnesses and experts.

### **3.5.3 Witnesses and Experts**

Each party is responsible for the convening and appearance of its own witnesses, as well as their expenses unless decided otherwise by the Court.

The disciplinary or arbitration body has no authority to oblige the witnesses to swear on oath; therefore, testimony shall be given freely. The witnesses may only testify to the facts they know and shall not be allowed to express an opinion, unless the disciplinary or arbitration body should regard them as experts on a particular subject and should ask them to do so.

After having made their statements, the witnesses may not leave the Courtroom and shall not be allowed to speak to any other witness who has still to give evidence.

The Court may summon experts.

### **3.5.4 Judgement**

Decisions of all disciplinary or arbitration bodies will be reached in camera by a simple majority of votes. All members will have equal voting rights which must be exercised when a decision is required. Abstention is not permitted.

Each member of the disciplinary or arbitration body binds himself to keep all deliberations secret.

### **3.5.5 Notification of judgements**

The decisions of the RC Race Direction or of the FIM Stewards must be notified directly at the event venue, or failing that, addressed by registered letter with acknowledgement of receipt **or by electronic mail**.

All judgements of the CDI must be notified, in writing, by registered letter with acknowledgement of receipt **or by electronic mail** in order to inform all the parties concerned.



### 3.5.6 Publication of judgements

The disciplinary or arbitration body imposing a penalty or adjudicating a protest or an appeal must have its findings published and quote the names of all parties concerned. The persons or bodies quoted in these statements have no right of action against the FIM nor against any person having published the statement.

Furthermore, final decisions will be published **by press release**, in the Media Centre and in the FIM **website and/or FIM Magazine** unless the Court itself decides otherwise.

### 3.6 Costs of procedure

The costs of a disciplinary or arbitration decision will be assessed by the FIM Executive Secretariat and will be awarded against the losing party, unless the Court decides otherwise.

#### 3.6.1 Payment of fines and costs

If the penalty is definitive, all fines must be paid into the Benevolent Fund before the beginning of the first practice of the second round following the final decision. The costs must be paid to the FIM Executive Secretariat within 30 days of notification of the judgement decision according to Article 3.5.5.

The person or body affected by the decision shall be automatically suspended from participation in all FIM activities, until such time as full payment has been received.

### 3.7 Reciprocity of penalties

As a consequence of the agreement of reciprocity concluded on April 30th, 1949 between the 4 organisations controlling motorised sports internationally, i.e. in addition to the FIM, namely:

- the Fédération Internationale de l'Automobile (FIA)
- the Fédération Aéronautique Internationale (FAI)
- the Union Internationale Motonautique (UIM)

penalties of suspension or exclusion may also be applied to one or another of the sports represented by the above organisations, upon request of the FIM.





### **3.8 Law of Mercy**

The Management Council, after consultation with the CJI President or upon his proposal, may mitigate or completely forgive the penalty of a person or group of persons after having exhausted all the appeal procedures

### **3.9. Arbitration Clause**

Final decisions made by the disciplinary bodies (exception Art. 3.4.2.3) or the General Assembly of the FIM may be submitted exclusively to the Court of Arbitration for Sport by way of appeal within the time limit as laid down in Article 3.4.6, which shall have exclusive authority to impose a definitive settlement in accordance with the Code of Arbitration applicable to sport.



#### **4. CIRCUIT STANDARDS**

Circuit standards will be defined by the “FIM STANDARDS FOR CIRCUITS” (SRRC).



---

**5. MEDICAL CODE**

The regulations will be defined by the “FIM MEDICAL CODE”.



**6. ANTI-DOPING CODE**

The regulations will be defined by the “FIM ANTI-DOPING CODE”.



## **7. ENVIRONMENTAL CODE**

The regulations will be defined by the “FIM ENVIRONMENTAL CODE”.



## **8. CODE OF ETHICS**

**The regulations will be defined by the “FIM CODE OF ETHICS”.**