



2015

SPORTING REGULATIONS

Moto3[™] ***JUNIOR***
WORLD CHAMPIONSHIP

2015 **updated during the season**

Articles amended from 1.1.2015 are in bold type
Articles during the 2015 season are in bold and red type



Contents

1. SPORTING REGULATIONS	5
1.1 Introduction	5
1.2 Events	5
1.3 Paddock	6
1.4 Officials	11
1.5 CEV EVENT MANAGEMENT	13
1.6 The CEV Race Direction	14
1.7 The FIM Stewards	15
1.8 The Calendar	15
1.9 Classes	15
1.10 Eligible competitors	15
1.11 Entries	16
1.12 Starting Numbers	17
1.13 Schedule	17
1.14 Technical Control – Medical Control – Doping Control.....	17
1.15 Practices	17
1.16 Starting grid.....	19
1.17 Races	20
1.18 Start procedure	20
1.19 Ride Through Procedure	25
1.20 "WET" and "DRY" Races	25
1.21 Behaviour during practice and race.....	26
1.22 Flags and Lights.....	28
1.23 Medical Cars	31



1.24	Finish of a race and race results	31
1.25	Interruption of a race	32
1.26	Re-starting a race that has been interrupted	34
1.27	Technical Control Area.....	34
1.28	Championship points and classification	35
1.29	Instructions and communications to competitors.....	36
1.30	Team personnel in the pit lane	36
1.31	Extra deposits in case of motorcycle control following a technical protest	36
1.32	Extra deposit for fuel controls following a protest.....	36
1.33	Sanction for non-compliance with the fuel rules	37
1.34	Transponders	37
1.35	Appendix (1).....	38
1.36	Appendix (2).....	39
	TECHNICAL REGULATIONS	40
2.1	DISCIPLINARY AND ARBITRATION CODE	41
3.1	CIRCUIT STANDARDS	42
4.1	MEDICAL CODE	43
5.1	ANTI-DOPING CODE	44



General Undertakings and Conditions

All riders, teams' personnel, officials, organizers and all the persons involved in any capacity whatsoever participating in the Road Racing FIM CEV Repsol (hereinafter referred to "CEV") undertake, on behalf of themselves, their employees, and agents, to observe all the provisions of:

1. SPORTING REGULATIONS
2. TECHNICAL REGULATIONS
3. DISCIPLINARY AND ARBITRATION CODE
4. CIRCUIT STANDARDS
5. MEDICAL CODE
6. ANTIDOPING CODE
7. ENVIRONMENTAL CODE

as supplemented and amended from time to time.

All the persons mentioned above may be penalised in accordance with the provisions of the Road Racing FIM CEV Repsol Regulations (hereinafter referred to "Regulations").

Whilst these Regulations may be translated into other languages, in case of any dispute regarding interpretation the Official English text will prevail.

It is the responsibility of the team to ensure that all persons concerned with its entry observe all the requirements of the Regulations. The responsibility of the rider, or any other person having charge of an entered machine during any part of the Event with respect to observance of the Regulations is joint and several with that of the team.

All persons concerned in any way with an entered machine or present in any capacity whatsoever in the Paddock, Pits, Pit lane or Track, must wear an appropriate pass at all times during the Event.

ANTIDOPING CODE

All the persons concerned must at all time observe the FIM Anti-Doping Code and may be penalised accordingly.



1. SPORTING REGULATIONS

1.1 Introduction

1.1.1 A series of motorcycle races counting toward the **FIM CEV Repsol Moto3™ Junior World Championship** for Riders and Constructors (engine for Moto3) will be organised.

1.1.2 Official documents relating to a meeting must conform to article 100.5 of the FIM Sporting Code

1.2 Events

1.2.1 The Event shall be deemed to commence at the scheduled time for Technical and Sporting Checks and finish after all the races at the expiry of the deadline for the lodging of a protest and the time at which technical or sporting verifications have been concluded, whichever is the latest.

The race control must remain operative with all equipment in place until the end of the period provided for the lodging of a protest, and all officials and marshals must remain at the circuit available to the CEV Race Direction and FIM Stewards during that period.

1.2.2 Events must be staged on race circuits that have been **homologated** by the FIM for the CEV.

During the previous afternoon of the first official practices, the FIM Safety Officer will carry out the final inspection to homologate the circuit.

1.2.3 Events must not include any other races except for Grand Prix races and support races approved by the FIM and DORNA.

1.2.4 Any activity involving 4 wheels racing vehicular use of the track during the event, including "demonstrations", displays or the suchlike must receive prior approval from FIM and Dorna.

1.2.5 Organisers will be nominated by the FIM and DORNA

1.2.6 The Organiser is responsible for providing the facilities and personnel to ensure the smooth and efficient running of the event

1.2.7 The organiser will arrange third party liability insurance according to article 110.1.1 of the Sporting Code. This insurance including cover for all participants, teams, sponsors, service companies, officials, FIM, DORNA, etc.

The coverage for each event will be at least, equivalent to the coverage requested by the laws of the country where the event is taking place.



The organiser will send a copy of such liability insurance to Dorna by e-mail, at least 15 days prior to its event.

The validity of the insurance will come into effect three days before the first race and will terminate one day after the last race day.

1.2.8 At least 30 days prior to the Event, the Organisers of the event must submit the following information to the FIM and DORNA:

- a. Confirmation of the name and address of the Organisers, including telephone and e-mail address.
- b. The date and place of the event.
- c. A detailed plan of the circuit, its direction, clockwise or anticlockwise, and length.
- d. The location at the circuit of the rider information centre and the official notice board.
- e. The name and address of the company providing the third party liability insurance cover and the number of the policy.
- f. Name and address of FMNR.
- g. The name of the Clerk of the Course (with FIM Clerk of the Course licence).
- h. The name, address and telephone number of the Chief Medical Officer.
- i. The name, address and telephone number of the hospitals designated for the event.

N.B. The Organiser is not required to produce or publish any Supplementary Regulations for the event.

1.3 Paddock

The regulations establish the different timetables, paddock areas, and guidelines to follow.

- Timetable and paddock entrance and exit procedure
- Paddock areas
- Areas locations
- Promotional activities
- Behaviour guidelines



- Use of installations

1.3.1 Timetable and paddock entrance and exit procedure

The entrance procedure for trucks and working vehicles will be the following:

- The team arrives at the Circuit gate and identify themselves.
- They wait for a person from the Organization to come and accreditate the vehicles for the Event. After that, the Organization will indicate to them their location in the paddock and the number of the garage allocated (if any).
- Any vehicle arriving after the entrance time will have to wait at a secondary paddock until the next paddock opening time.

The entrance and exit time to the paddock and/or garages for vehicles which have already been accredited for the Event will be the following:

- Thursday*: from 9AM to 8PM.
- Friday*: from 8AM to 8PM.
- Saturday: from 8AM to 10AM and from the end of the practices to 8PM. While the motorcycles are on the track, no vehicle parked in the paddock may be moved.
- Sunday: from 8AM to 10AM. After the end of the last race of the Event, all vehicles may exit the paddock without restrictions

*On Thursday and Friday, between 1.30 PM and 3 PM, those vehicles entering into the paddock for the first time during the Event will not be accredited. Therefore they will not be allowed to access.

To any team violating this entrance and exit time, the Organization has the right to remove its vehicle accreditation and forbid access to the paddock for the rest of the season.

On Sundays no vehicle parked inside the paddock shall leave it (on a permanent basis) until the end of the event. Dismantling panels, carpets and other furnishing of the box is strictly prohibited until the end of the event.

The Circuit staff may require holding a Personal Credential between 18:00h and 8:00h of the next day.

Entering the paddock by scooter is allowed until 23:00h as long as the rider and scooter bike are properly accredited.

Image recording inside the Paddock area is subject to Dorna's (Organizer) prior authorisation.

1.3.2 Paddock Areas

In order to improve its functionality, the paddock will be divided into the following areas:



1. Garages area
2. Working area (teams without a garage)
3. Hospitality units and caterers area
4. Living area
5. Service area
6. Kawasaki Z Cup Area

The distribution will be done by the Organizers, and everyone must follow the instructions for their location.

The location assigned to each team on the different areas of the paddock will admit no changes.

The Organizers reserve the right to make any changes if it is considered necessary.

1.3.3 Areas locations

Teams must always follow the instructions of those in charge of directing the vehicles to the parking areas as well as respect the schedule applicable in the paddock.

1. Garages area.

The CEV Organization is in charge of the garage allocation, as the availability and capacity of the garages vary from one Circuit to another.

Availability of garages may be consulted at the CEV web site www.fimcevrepsol.com from the Tuesday prior to the race.

If you do not appear on the garage list published on the Tuesday before the race, this means you will not have a garage. Teams are responsible for providing themselves with a tent in order to work on their bike(s).

Should you not wish a garage you must confirm this in writing in the rider's on line entry form. Those teams not interested in having a garage but forget to confirm this in writing prior to Wednesday before the race at info@fimcevrepsol.com may be required to pay for the garage regardless of whether they use it or not.

The payment of garage hiring and deposit by teams must be made at the Circuit office.

It is strictly prohibited to occupy a garage which has not been previously assigned by the Organizer.

Work hours at the working areas from Thursday prior to the Event until Sunday are from 8:00h to 23:00h.

Between 23:00h-8:00h starting engines is forbidden.

Engines are not to be started inside the garages at any time.



Dismantling panels, carpets and other furnishings of the garage is strictly prohibited until the end of the Event.

Working vehicles parked in the paddock must be on the main line of the street at all times. It is strictly prohibited to move any working vehicle parked inside the paddock, as well as to dismantle any hospitality before the last race ends.

2. Working area (teams without a garage)

This working area is for those teams that do not have a garage.

Those teams without garage must have the necessary equipment to work in the paddock.

Work hours at the working areas from Thursday prior to the Event until Sunday of the Event are from 8:00h to 23:00h.

The running of engines or those works likely to disturb the resting of the participants are forbidden after 23:00h.

3. Hospitality units and caterers area

The location of hospitality units and catering tents must be planned. Therefore teams that have foreseen the installation of these structures must inform this in writing within the rider's on line entry form 15 days before the Event. Teams accredited for the whole season wishing to install a hospitality unit or catering tent in all the races must notify this, along with the details of these structures, in writing within the rider's on line entry form one month before the first race; otherwise no space will be reserved.

Four teams is the maximum amount permitted to use each hospitality unit or catering tent. The use of a hospitality unit or catering tent inside the paddock by more than four teams is subject to a pre-arranged agreement with the Organizers.

For reasons of space the Organizers reserve the right to admit or limit the number of square meters in the paddock available for hospitality units and catering tents.

4. Living area

At each Event the Organization will reserve an area solely for campers and motorhomes. This living area will be as large as the Circuit facilities permit and will be as near as possible to the paddock, though not necessarily inside it. The distribution will be under the Organizers' indications.

This area is for the use of teams and riders. The Organization reserves the right to admit the users of this area.

The running of engines or those works likely to disturb the resting of the participants are forbidden.



5. Service area

At each Event, the organization will reserve a Service area for the companies holding a license for the current year.

6. Kawasaki Z Cup Area

In those Events in which the Kawasaki Z Cup is to take place, the Organizer shall reserve an area devoted to their infrastructure.

1.3.4 Promotional activities

Every advertising, promotional or public relations activity inside the Organization area or around the Circuit, service road, paddock, garages, etc. must be previously authorized.

1.3.5 Behaviour guidelines

For a better cohabitation inside the paddock and to improve its image, the following actions are strictly forbidden:

- Driving motorcycles in a reckless manner inside the paddock. 'Reckless' is understood as not having both tyres on the ground, inadequate speed for pedestrian safety and more passengers than permitted by law.
- Driving on the track with any motor vehicle outside official practice and race times. Those riders and team members who do not comply with this rule may be sanctioned according to the criteria of the Organization.
- It is strictly forbidden to park trailers in general within the paddock. Trailers must be parked in the parking lots outside the paddock.
- Walking on the paddock stripped to the waist.
- Cooking or eating in the garage or the paddock outside the designated areas.
- Smoking in the garages and the pit lane. Should this prohibition be breached, the Organizer of the Event may, at its own discretion, decide to withdraw the accreditation and to expel the infractor from the installations.
- Pets are not allowed in the paddock.
- Sleeping within the garage.
- Exchange of Personal or Vehicle Credentials.
- Installation of tents within the paddock.
- Installation of swimming pools in the living area.
- Installation of BBQ's or any other kind of open-air cooking devices.

1.3.6 Use of installations

- It is hereby expressly forbidden to paint, drill, dismantle or make any misuse of the installations of the Circuit (paddock, garages, pit-lane, signalling zone, etc...). Any damage caused to the installations will be the sole liability of the participant.
- Once the race is finished, it is the sole responsibility of the teams to withdraw any and all used tyres and fuel containers from the installations of the Circuit.



1.3.7 Join celebration with other championship

These rules may be subject to change in those events held in connection with other championships.

1.4 Officials

All the following Officials must be present and available at the time necessary to ensure smooth and efficient running of the Event.

1.4.1 Permanent Officials

All permanent officials shall be appointed for the Championship by the Permanent Bureau.

The following officials will be appointed to perform supervisory and executive roles. Except in cases of illness or Force Majeure the officials will be expected to be present at each event.

CEV Race Director

Responsible for ensuring proper observance of the Regulations and efficient running of the practice and races.

The Race Director is also responsible for all communications between the Event Management Committee and the FIM Stewards.

The Race Director has no competence for the application of sanctions.

The Clerk of the Course shall work in permanent consultation with the CEV Race Director.

The CEV Race Director shall have overriding authority in the following matters and the Clerk of the Course may give orders in respect of them only with his express agreement:

- a) The control of practice and the race, adherence to the timetable and, if he deems it necessary, the making of any proposal to the Race Direction to modify the timetable in accordance with the Sporting Regulations.
- b) The stopping of practice or the race in accordance with the Sporting Regulations if he deems it unsafe to continue and ensuring that the correct restart procedure is carried out.
- c) The starting procedure
- d) The use of medical cars/fast interventions vehicles

CEV Technical Director

Responsible for ensuring that technical Regulations are correctly enforced and supervising scrutineering and protests of a technical nature.



1.4.2 Individual Event officials

All individual Event Officials shall be appointed for each event by the FMNR / Organiser.

They are:

i) Clerk of the Course

Responsible for:

a) Ensuring that the circuit is suitably prepared for and maintained during the Event and that all legal requirements applicable for the running of the event have been complied with.

b) Ensuring that all officials and services are in place.

The stationing of all track personnel and equipment (i.e. marshals, fire-fighting services, Moto-taxi, recovery/ intervention vehicles, flags, etc.) alongside the Circuit no later than 30 minutes prior to the beginning of all practice sessions and warm-ups. Once the morning medical Inspection is finished, medical personnel should stand 5 meters behind the track marshals or leave. Only sportive personnel should stay at the edge of the track for the "sporting" inspection.

The CEV Race Director and the Clerk of the Course will make the final inspection of the Circuit to ensure this regulation is complied with, 30 minutes prior to the beginning of the day's first practice sessions and/or warm up. During the final inspection lap, the yellow flag must be waved at each flag marshal post together with the display of other flags and equipment requested by the CEV Race Director.

c) Taking decisions to ensure the smooth and efficient running of the event.

d) Ensuring that the event is run within the Regulations

e) Notification of protests to the CEV Race Direction

f) Immediate approval and signature with time of provisional results (practices, warm-ups, starting grids and races) and presentation of reports to the CEV Event Management Committee.

ii. Secretaries - Responsible for

a) During the event effecting communications between the various officials.

b) Providing secretarial support for the CEV Event Management Committee, the CEV Race Direction and the FIM Stewards

iii. Other officials

Marshals, Technical Scrutineers, Security Personnel, Medical personnel etc., as required for the efficient running of the event.



All communications between the individual Event Officials must be made via the relevant Permanent Officials.

1.4.3 The CEV Race Direction

The CEV Race Direction shall be appointed for the Championship by the Permanent Bureau.

1.4.4 The FIM Stewards

The FIM Stewards shall be appointed for each event by the FIM.

1.5 CEV EVENT MANAGEMENT

1.5.1 The management of the event will be carried out by the CEV Event Management Committee which will comprise the following delegates:

- The CEV Race Director - who will chair the meetings.
- The CEV Technical Director,
- The Clerk of the Course,
- The FIM Chief Steward
- **Chief Medical Officer**
- The DORNA representative.

1.5.2 At any time the duties of the members of the CEV Event Management Committee are:

- a) To ensure the smooth and efficient running of the event.
- b) To make recommendations to the CEV Race Direction concerning any matter that is in contradiction to the Regulations.
- c) To report to the CEV Race Direction any infringements of the Regulations.

1.5.3 The CEV Event Management Committee will meet at any time required during the event, but at least:

- a) Prior to the first practice session.
- b) At the end of each practice day.
- c) At the end of the event.

1.5.4 The quorum for a meeting of the CEV Event Management Committee is three persons.

1.5.5 All of the members have one vote. Decisions are based on a simple majority. In the case of a tie, then the CEV Race Director will exercise a casting vote.



1.5.6 The CEV Race Director may also invite the participation of Officials or other persons to assist in the meetings. However, these invited persons will have no right of vote.

1.5.7 The duties of the CEV Event Management Committee are

- a- To receive reports from the various Officials concerning scrutineering, practice and races.
- b- To make recommendations to the organiser to improve the smooth and efficient running of the event.

1.6 The CEV Race Direction

1.6.1 The CEV Race Direction will comprise the following persons:

- The CEV Race Director
- The FIM Representative (also acting as FIM Chief Steward)
- The **FIM CEV** Representative
- The **FIM CEV** Commission Representative
- **The DORNA Representative**

1.6.2 The quorum for a meeting of the CEV Race Direction is two persons.

1.6.3 Each member has one vote. Decisions are based on a simple majority.

1.6.4 The CEV Race Direction will meet at any time required during the event.

1.6.5 The duties of the CEV Race Direction are:

- a- To take decision as provided in the Regulations.
- b- To impose penalties for any infringements of the Regulations.
- c- A change in the conduct and/or format of a race and/or a practice session based on safety considerations and provided that such decision is absolutely necessary to resolve a situation not foreseen in the Regulations. In such exceptional cases, such decision may prevail over specific provisions of the Regulations.
- d- Provided that it is absolutely necessary to resolve a situation not foreseen in the Regulations, the CEV Race Direction may issue pre-race instructions or clarifications and in specific cases even create pre-race regulations (e.g. to take into account the local conditions at a particular circuit). However, such actions may only be taken within the limits set out by the Regulations.
- e- To impose penalties on organisers for having been unable to ensure the smooth and efficient running of the event or for serious breaches of the Regulations.
- f- To adjudicate on any protest relating to infringements of the Regulations. No protest may be lodged for matters pertaining to the technical regulations.



1.7 The FIM Stewards

- 1.7.1 There will be a panel of three FIM Stewards (with FIM Sporting Steward licence) supervised by the Chief Steward who will chair the meetings
- 1.7.2 The Chief Steward and the other Stewards are responsible for enforcing the Regulations.
- 1.7.3 The quorum for a meeting of the FIM Stewards is two persons
- 1.7.4 If the Chief Steward is indisposed during the Event then the second FIM Steward will fill the vacancy.
- 1.7.5 Each member has one vote. Decisions are based on a simple majority. In the case of a tie, the Chairman will exercise a casting vote
- 1.7.6 The FIM Stewards have no executive role in the running of the events
- 1.7.7 The FIM Stewards will meet at any time required during the event
- 1.7.8 The FIM Stewards are responsible for:
 - a- Ensuring that the event is conducted according to the Regulations and reporting any infringement to the CEV Race Direction.
 - b- Adjudicating on any appeal against the decisions of the CEV Race Direction. In the case of an appeal, the FIM Stewards will meet without the presence of the Chief Steward which was involved in the CEV Race Direction Decision appealed.
- 1.7.9 All decisions of the FIM Stewards must be communicated in writing to the Race Direction and all affected parties

1.8 The Calendar

- 1.8.1 The **provisional** calendar of races counting for the CEV will be, in principle, published by no later than 15th December of the preceding year.
- 1.8.2 **The CEV Commission reserves the right to propose the inclusion, substitution or cancelation of events of the provisional calendar.**

1.9 Classes

- 1.9.1 Classes will be for the following categories:

Moto3™ Junior World Championship 250cc 4 stroke, single cylinder

- 1.9.2 Technical Regulations governing the class are provided in the FIM CEV Repsol Technical Rules for the FIM Championship

1.10 Eligible competitors

Riders must hold a valid licence covering them for international races issued by a FMN.



The constructors must be in possession of the appropriate “FIM Manufacturer Licence”.

1.10.1 Minimum age

The minimum age has been attained as below:

Moto3™ Junior World Championship	14 years old
----------------------------------	--------------

The limit for the minimum age starts on the date of the rider's birthday.

1.10.2 Maximum age

The maximum age is 23 years at the 1st of January of the corresponding Championship year.

1.10.3 Limit of the participation in the Moto3™ Junior World Championship

The maximum participation of a rider in the Championship is 3 seasons. It is understood that there is participation in a season when the rider has taken part in 4 races or more during the season.

1.11 Entries

1.11.1 The registration form and the entry fee are posted on the website www.fimcevrepsol.com.

Riders will not take part in more than two classes on the same day

Failing to participate in an event must be communicated to entry@fimcevrepsol.com until the Friday before the event takes place. The communication must be written and sent through e-mail. Failing to communicate this circumstance will be penalized with a sanction.

FIM and DORNA the right not to accept or reject an entry is reserved

The CEV Commission may convene within each category of "privateer's riders class". The selection of the riders will be designated by the CEV Commission.

1.11.2 A compulsory briefing will be held for all the riders who will be participating for the first time in the current FIM CEV Repsol on the day preceding the day scheduled for the first official practice session and the hour set on the official timetable of the event

Failure to attend the briefing in full **may result in a penalty**

A waiver can be granted to a rider by the CEV Race Direction.

1.11.3 A rider shall be deemed to have taken part in the event when he participates in, at least, one practice session.

1.11.4 A rider shall be deemed to have started a race when he participates in, at least, the first lap of the race



1.12 Starting Numbers

The number one is reserved to qualified rider in the first place in the championship last year

Only the numbers between 1 and 99 will be allowed.

1.13 Schedule

1.13.1 The Event schedule will be published before each event. The schedule can only be varied as follows:

- Prior to the event by Dorna.
- During the event by the CEV Race Direction.

1.13.2 The CEV Commission reserves the right to modify the number of races per event for each class.

1.13.3 The schedule may include an allotted time for riders and teams to make familiarisation laps by scooter, bicycle or on foot. All traffic at this time must be in the circuit direction and all people using a scooter on track must wear a safety helmet. The scooter must comply the national legal requirements for road of the country where take place the event and must be properly insured. Violation of this rule may result in a penalty.

1.14 Technical Control – Medical Control – Doping Control

1.14.1 All motorcycles should be checked by the Technical Scrutineers prior to first participation in practice on safety aspects, according to the published schedule.

Teams may present only one motorcycle per rider for Technical control.

Unless a waiver is granted by the CEV Race Direction, the riders who do not comply with the schedule for technical or medical controls will not be allowed to take part in the event.

1.14.2 The procedure for Technical Controls is described in the FIM Technical Rules. The procedure for Medical Control is described in the FIM Medical Code.

1.14.3 All articles regarding anti-doping procedures are mentioned in the FIM Anti-Doping Code.

1.15 Practices

1.15.1 Practice Sessions (warm-up inclusive)

- i) Riders will commence practice from the pit lane when the green light is displayed at the exit of the pit lane.
- ii) The duration of practice will commence from the illumination of the green light. A count-down will be shown **on the official Timekeeping monitors** to indicate the minutes of practice remaining.



- iii) The end of practice will be indicated by the waving of a chequered flag at which time the pit exit will be closed. A rider's time will continue to be recorded until he passes the finish line after the allotted time has elapsed. After the chequered flag, riders complete one additional lap prior to entering the pits.
- iv) If practice is interrupted due to an incident or any other reason, then a red flag will be waved at the start line and at all marshals posts. All riders must return slowly to the pit lane.

The restart of the practice sessions must be announced by the timing system on the times' screens .A minimum of 3 minutes must pass between the effective announcement and the restart.

When practice is restarted, the time remaining will be that shown on the monitors of the official timekeepers at the moment the red flags were waved.

- v) After practice has started, the condition of the racing surface of the circuit should not be altered except on instruction from CEV Race Director in response to a localised change in conditions
- vi) Private practices in the same track where the event takes place are forbidden, in the 6 days previous to the event, for all riders who are registered for this event. The penalty will entail the cancellation of the entry of the rider to that event. This prohibition does not apply in the last event of the season. During the days of the event circulating on the track with any type of motor vehicle is forbidden out of the officially established timetable for **track familiarisation**, practice or races.

1.15.2 Duration of practices

Two separate qualifying sessions will be required; these sessions will have a minimum duration of:

- Moto3™ Junior World Championship 40 minutes

The CEV Race Direction can decide to change the practices' times

1.15.3 Motorcycles

A rider may practice on one motorcycle providing that his motorcycle has been scrutinised in his name.

1.15.4 Lap time

All laps of the riders will be timed.

A new lap record for a circuit can only be established by a rider during a race.

Both for practice and for race, the lap time is the subtraction of the time between two consecutive crossings of the plane of the finish line indicated by the line painted on the track.



1.15.5 Groups

If there are two practice groups in the same class, these will be made up as it follows:

- For the first race, the groups will be made up by drawing, except for the riders classified in last season's final results, who will be distributed in alternate groups, A and B
- For the other races, the groups will be made up by drawing, except for the riders who are in the Championship's provisional standings, who will be distributed in alternate groups, A and B
- The groups must have the same number of riders.

1.15.6 Qualification for the race

To qualify for the race, a rider must achieve a qualifying time during the **qualifying practices**, at least equal to 110% of the time recorded by the fastest rider in same session/group.

Exemptions may be granted by the CEV Race Direction.

If, due to mechanical failure or crash, a rider cannot take part in any of the qualifying sessions, and provided that the grid is not complete, the CEV Race Direction could allow the rider to take part in the Warm-Up. The rider must achieve a maximum qualifying time of the warm-up, 110%, which will allow the rider to take the last position in the starting grid.

1.16 Starting grid

1.16.1 The pole position, allocated to the fastest rider, will be determined during the homologation of the circuit

1.16.2 The Grid will be arranged in the 3-3-3 configuration "in echelon".
Each line will be offset.
There will be a distance of 9 metres between each row.

1.16.3 Grid positions will be based on the fastest time recorded by the riders in all qualifying practice.

When a class is split into several divided into several practice groups, the positions on the starting grid will be allocated starting with the best time of the first placed, followed by the 2nd time of the first placed, then the best time of the 2nd placed, followed by the second best time of the 2nd placed etc, until fulfilling the starting grid.

If the starting positions of any of the groups cannot be fully attributed in conformity with the qualification criteria as a consequence of having a group of riders that do not fulfil these conditions, these positions will be attributed to those riders qualified in the other groups

1.16.4 In the event of a tie, riders' second and subsequent best times will be taken into account.



1.16.5 The final grid will be published after the warm up has been completed, at the latest one hour before the start of the race

1.17 Races

1.17.1 The length of races must be according to the following parameters:

- Moto3™ Junior World Championship: between 60 Km and 90 Km

1.17.2 The length of a race may only be varied by the CEV Race Direction.

1.17.3 A visible countdown board will be shown at the finish line to indicate the number of remaining laps in the race

1.17.4 If the Timekeeping rooms are fed by normal power (electricity) supply, they must also be permanently connected to an U.P.S. (Uninterruptible Power System) and to a generator.

1.18 Start procedure

- 1) Only riders who have completed at least one sighting lap will be permitted to start the race from their position published on the final grid. Under no circumstances may they push onto the grid from the pit lane.
- 2) Approximately 15 Minutes before the Start of the Race – **(Approximately 10 minutes in the case of a restarted race before the warm up lap)**

Pit lane exit opens for sighting laps.
Green lights on at the pit lane exit.

Count-down boards of 5, 4, 3, 2 and 1 minutes are shown at the pit exit.

In the case of restart of the race, the pit lane exit will be opened for 2 MINUTES and count-down boards of 2 and 1 minutes are shown at the pit exit.

Riders may complete more than one sighting lap by passing through the pit lane where they may make adjustments, change machines or refuel.

- 3) - Approximately 10 Minutes before the Start of the Race
- Pit lane exit closes.
- Red lights on at the pit lane exit.
- 4) Riders who do not go onto the grid may start the warm up lap from the pit lane under the instructions of a marshal positioned at the pit lane exit.
Riders starting the warm up lap from the pit lane must start the race from the back of the grid.
- 5) When riders reach the grid after the sighting lap(s) they must **stop at the rear of the grid and turn off the engine. The motorcycle will then be pushed at walking pace by a team member to the grid position. The rider may dismount or remain on the motorcycle to be pushed to the grid position.**



Riders on the grid may be attended by their mechanics and other staff including one person who may hold an umbrella. All attendants on the grid must wear a "Grid Pass".

Officials will display panels, at the side of the track, indicating the row of the grid, to assist riders in locating their grid position.

- 6) All races will be categorised as "wet"
- 7) Riders on the grid may at this stage make adjustments to the machine or change tyres to suit the track conditions.

Tyre warmers may be used on the grid. Riders may use a generator to power tyre warmers on the grid.

Riders may use a generator to power tyre warmers on the grid. Only one generator per machine may be used. The generator must be of the "hand carried" type and have a maximum output capacity of two kilowatts.

Starter engines may also be used on the grid. **Only one starter engine per motorcycle may be used.**

Generators and starter engines should be located to the rear of the motorcycles.

All adjustments must be completed by the display of the 3 minutes board. After this board is displayed, riders who still wish to make adjustments must push their machine to the pit lane. Such riders and their machines must be clear of the grid and in the pit lane before the display of the 1 minute board, where they may continue to make adjustments or change machine. Such riders will start the warm up lap from the pit lane and will start the race from the back of the grid.

Any infringement of this rule will be penalised with one of the following penalties: penalty points - fine - change of position - ride through –time penalty – drop of any number of grid position at the rider's next race – disqualification - withdrawal of Championship points - suspension.

- 8) Refueling or changing fuel tank on the grid is forbidden
- 9) - 5 Minutes before the Start of the Warm Up Lap (**or the moment of the last rider arrives to the grid in the case of a restarted race**) - Display of 5 Minute Board on the grid.
- 10) - 3 Minutes before the Start of the Warm Up Lap - Display of 3 Minute Board on the grid.

Generators must be disconnected and removed from the grid as quickly as possible.

At this point, all persons except maximum two mechanics per motorcycle, the person holding the umbrella for the rider, the television crew of the host broadcaster and essential officials must leave the grid.

Riders must put their helmets on.



No person (except essential officials) is allowed to go on the grid at this point.

- 11) - 1 Minute before the Start of the Warm Up Lap - Display of 1 Minute Board on the grid.

Immediate removal of tyre warmers from motorcycles on the grid.

At this point, all team personnel except the mechanics will leave the grid. The mechanics will, as quickly as possible, assist the rider to start the machine and will then vacate the grid.

- 12) – 30 Seconds before the Start of the Warm Up Lap - Display of 30 Second Board on the grid.

All riders must be in position on the grid with engines running. No further assistance from mechanics is permitted. Any rider who is unable to start his motorcycle must remove it to the pit lane, under the control of the grid marshals, where he may make further attempts to start it. Such riders may start the warm up lap from the pit lane and will start the race from the back of the grid.

- 13) – 2 minutes before the start of the race – Green flag waved to start warm up lap.

In the interest of safety, should a rider stall his motorcycle, he may be assisted to restart. If, after a reasonable period, the engine does not start, then the rider will be pushed into the pit lane where his mechanics may provide assistance.

The riders will make one lap, at unrestricted speed, followed by a safety car. The safety car will overtake slow riders.

As soon as the riders have passed the pit lane exit, the pit lane exit light will be turned green, and any rider waiting in the pit lane will be permitted to join the warm up lap. Thirty seconds later, the light will turn red closing the pit lane exit.

On returning to the grid the riders must take up their positions with the front wheel of their motorcycle up to or behind the front line and between the side lines defining the grid position and keep their engines running. If two or more riders must start from the back of the grid, they will take up position in the order in which they qualified for the race.

Any rider who stalls his engine on the grid or who has other difficulties must remain on the motorcycle and raise an arm. It is not permitted to attempt to delay the start by any other means.

An official will stand at the front of the grid holding a red flag. Any rider who arrives after the safety car has taken up its position at the back of the grid must stop will be directed by grid marshals to the last place on the grid and will start the race from there. In the case of more than one rider arriving to the grid after the safety car, they will be directed to the last places on the grid, in the order they arrive to the grid.

Any rider who encounters a problem with his motorcycle on the warm up lap may return to the pit lane and make repairs.



As each row of the grid is completed, the officials will lower the panels indicating that their row is complete. Panels will not be lowered when a rider in that row has indicated that he has stalled his motorcycle or has other difficulties. When all panels have been lowered and the safety car has taken up its position, an, an official at the rear of the grid will wave a green flag.

The Starter will then instruct the official at the front of the grid, displaying the red flag, to walk to the side of the track.

- 14) A red light will be displayed for between 2 and 5 seconds. The red light will go out to start the race

A safety car will follow behind the motorcycles for the whole of the first lap. The safety car will overtake slow riders.

If the red lights' device is fed by normal power (electricity) supply, it must also be connected to a set of car batteries or to an U.P.S. (Uninterruptable Power System) to provide power to the starting lights' device if the electric line breaks down just at the moment of the start.

Any rider who anticipates the start will be required to carry out the ride through described under article 1.19

The motorcycle must be stationary at the time the red lights are turned off. Anticipation of the start is defined by the motorcycle moving forward **at the time** the red lights are **turned off**.

In the case of a minor movement and subsequent stop whilst the red lights are on, CEV Race Direction will be the sole judge of whether an advantage has been gained.

CEV Race Direction will decide if a penalty will be imposed **for taking advantage by anticipating the start** and must **communicate the penalty to the rider** before the end of the fourth lap.

- 15) If, after the start of the race, a rider stalls his machine, then he may be assisted by being pushed along the track until the engine starts. If, after a reasonable period, the engine does not start, then the rider will be pushed into the pit lane, where his mechanics may provide assistance or where the rider may change machine
- 16) After the riders have passed the exit of the pit road, **the green light at the pit lane exit will be switched on** to start any riders still in the pit lane.

The exit of the pit road is defined as the point where the pit road joins the circuit, or as defined by CEV Race Direction (refer to Art. 1.21.21).

- 17) Unless the race is interrupted, no further changes of machines are permitted, following from technical rules.



If a machine that has been active in the race enters the pit box, this machine is deemed to be retired and may not be used again in the race (refer to Art. 1.21.8).

- 18) Should there be a problem that might prejudice safety at the start, the Starter will invoke the Start Delayed procedure as follows:
- A red flag is waved from the Starter's rostrum and the red light stays on.
 - The "Start Delayed" board is displayed from the Starter's rostrum and a marshal will wave a yellow flag at each row of the starting grid from the signaling platform.
 - Riders must stay in their grid position with helmets on, engines may be switched off.
 - The machine(s) which caused the Start Delayed procedure will be removed to the pit lane, regardless of what work is needed to restart the machine. If they can be restarted or a spare machine is taken the rider may start the warm up lap from pit lane, and will start the race from the back of the grid.
 - After display of the Start Delayed board, a maximum of 2 mechanics per rider are allowed on the grid. Only tyre warmers, stands, starter engines and hand-carried tools are allowed, no generators are allowed on the grid.
 - Only essential officials are allowed on the grid, no media, guests, umbrella-holders or other team personnel will be permitted, with the exception of camera crew(s) authorised by the Organisers.
 - The start procedure will be re-commenced at the 3 minute board, which the Starter will order to be displayed as soon as possible (normally as soon as all riders on the grid are attended by their team).
 - Following the 1 minute and 30 second boards the riders will complete an additional warm up lap. The race distance will be reduced by one lap.

Any person who, due to his behaviour on the grid is responsible for a "start delayed" may be further penalised.

19) **Rain on Grid**

If the pit lane is opened for the sighting lap with the track dry but the track becomes wet during or after the normal sighting lap (i.e. when riders are on the track or on the grid), the CEV Race Direction may invoke the following procedure:

(Note: as climatic conditions and their severity can never be accurately forecast CEV Race Direction may react to specific situations by issuing different instructions. All instructions will be displayed on timekeeping monitors and teams will be informed by the officials)

- **The Start Delayed board is displayed. This may be before or after the normal five minute countdown has started on the grid.**
- **Wheels may be changed and adjustments made only on the grid.**
- **Approximately five minutes after the Start Delayed board is displayed, the 5-Minute board is shown and a 5-3-1-30sec countdown is made.**



- **Team members must leave the grid as usual (refer to Art.1.18.10), 11), 12) above). I.e. 3-Minute board: adjustments completed, 1-Minute board: tyre warmers removed, 30-Second board: start engines.**
- **After the green flag, riders make one additional sighting lap and take up their original grid positions.**
- **Three minutes after the display of the green flag for the extra sighting lap the normal pre-race countdown is resumed at the 5-Minute board. Mechanics may return to the grid to assist the riders, change wheels and make adjustments, but journalists and guests will not be re-admitted to the grid at this stage. Mechanics must leave the grid following the normal 3-Minute, 1-Minute, 30-Second rules (as per Arts. 1.18.10),11),12) above).**
- **The race distance is reduced by one lap.**

1.19 Ride Through Procedure

During the race, the rider will be requested to ride through the pit lane. Stopping is not permitted.

The rider may then rejoin the race.

The rider must respect the speed limit (Art. 1.21.13), in the pit lane. In case of infraction of this speed limit, the ride through procedure will be repeated; in case of a second infraction of this speed limit, the black flag will be shown to the rider.

In the event of a restarted race, the above regulation will also apply.

In the case of a race interrupted prior to the penalty being complied with and if there is a second part, the rider will be required to ride through after the start of the second part of the race.

In the case of a rider carrying forward a penalty for anticipation of the start, into the second part of an interrupted race and subsequently found to have anticipated the second start, the rider will be shown the black flag.

A yellow board (100cm horizontal X 80 cm vertical) displaying the riders' numbers (black colour) will be shown at the finish line and the information will also be displayed on the timekeeping monitors.

Failure by the relevant rider to ride through, having been shown the board 5 times, will result in that rider being shown the black flag.

In the case where the organisation has been unable to carry out the ride through penalty before the end of the race, the relevant rider will be inflicted with a time penalty of 20 seconds

1.20 "WET" and "DRY" Races

A race will not be interrupted for climatic reasons, except for exceptional reasons and riders who wish to change tyres or make adjustment must enter the pits and do so during the actual race



1.21 Behaviour during practice and race

- 1) Riders must obey the flag signals, the light signals, and the boards which convey instructions. Any infringement to this rule will be penalised according to the provisions of article 1.22.
- 2) Riders must ride in a responsible manner which does not cause danger to other competitors or participants, either on the track or in the pit-lane. Any infringement of this rule will be penalised with one of the following penalties: penalty points - fine - change of position - ride through –time penalty – drop of any number of grid position at the rider's next race – disqualification - withdrawal of Championship points - suspension.
- 3) Riders should use only the track and the pit-lane. However, if a rider accidentally leaves the track then he may rejoin it at the place indicated by the officials or at a place which does not provide an advantage to him.

Any infringement of this rule during the practices or warm up will be penalised by the cancellation of the lap time concerned and during the race, by a **penalty** decided by the Race Direction.

If a change of position penalty is imposed a board will be displayed for the rider on the finish line during a maximum of 5 laps. If the rider did not go back after the board has been presented 5 times, he will be penalised by a ride through.

Further penalties (such as penalty points - fine - ride through - disqualification - withdrawal of Championship points) may also be imposed.

- 4) Any repairs or adjustments along the race track must be made by the rider working alone with absolutely no outside assistance. The marshals may assist the rider to the extent of helping him to lift the machine and holding it whilst any repairs or adjustments are made. The marshal may then assist him to re-start the machine.
- 5) If the rider intends to retire, then he must park his motorcycle in a safe area as indicated by the marshals.
- 6) If the rider encounters a problem with the machine which will result in his retirement from the practice or the race, then he should not attempt to tour at reduced speed to the pits but should pull off the track and park his machine in a safe place as indicated by the marshals
- 7) Riders who are returning slowly to the pits for remedial work should ensure that they travel as far as possible off the racing line.
- 8) Riders may enter the pits during the race, but taking the motorcycle inside the pit box is not permitted.
Adding and removing fuel in pit lane during the race is strictly prohibited. Any infringement of this rule will be penalised with a disqualification.
- 9) Riders who stop their engines in the pits may be assisted to re-start their motorcycle by the mechanics.



- 10) Riders are not allowed to transport another person on their machine or to be transported by another rider on his machine (exception: Another rider or by another rider after the chequered flag or red flag).
- 11) Riders must not ride or push their motorcycles in the opposite direction of the circuit, either on the track or in the pit lane, unless doing so under the direction of an Official.
- 12) No signal of any kind may pass between a moving motorcycle and the rider's team, or anyone connected with the motorcycle's team, entrant or rider, except for the signals of the timekeeping transponder, lap trigger, GPS, legible messages on a pit board, or body movements by the rider or team. Onboard TV camera signals are allowed, but only when such signals are for the purposes of and managed by the Championship promoter. It is strictly prohibited the placement of systems, of any type, image recording on the motorcycle and / or pilot, other than those set by the championship promoter and controlled by it.
- 13) A speed limit of 60 km/h will be enforced in the pit lane at all times during the event. Riders must respect the speed limit from where the sign 60 km/h is placed up to where the sign 60 Km/h crossed out is placed.

Any rider found to have exceeded the limit during the practice will be subject to a fine of **50,00 €**

Further penalties may also be imposed. Any rider who exceeds the pit lane speed limit during a race will be penalised with a ride through.

The CEV Race Direction must communicate the offence to the team of the rider after having received the information from the Official in charge.

- 14) Stopping on the track during practices and races is forbidden
- 15) During the practice sessions and warm ups, practice starts are permitted;
 - a) when it is safe to do so, at the pit lane exit before joining the track and
 - b) After passing the chequered flag at the end of practice sessions and warm-ups when it is safe to do so, off the racing line and only in the designated Practice Start Zone(s) and following the procedure, as communicated to teams prior to the first practice session. Any rider found to have infringed this rule will be subject to an instant fine of 150 €. Further penalties may be applied.
- 16) If the winning rider wishes to parade a flag, he must ride to the side of the racing surface to collect the flag and then rejoin the circuit when it is safe to do so
- 17) It is not permitted to ride racing motorcycles within the circuit other than in the pit lane or on the track.
- 18) After the chequered flag, riders riding on the track must wear a safety helmet until they stop on the pit lane / parc fermé.



19) Pit Lane Exit

The pit lane exit road will be defined by CEV Race Direction and marked with painted lines. A dotted white line (interrupted line) will signify the end of the pit lane road, which is the point where the track starts and racing may commence. Riders must stay inside the painted lines defining the pit exit road until passing the dotted white line, during all track sessions (practice and race).

Infractions may be penalised with an instant penalty by CEV Race Direction.

1.22 Flags and Lights

Marshals and other officials display flags or lights to provide information and/or convey instructions to the riders.

All flags are presented waved.

1.22.1 Flags and Lights Used to Provide Information

- **Green Flag**

The track is clear.

This flag must be waved at each flag marshal post for the first lap of each practice session and of the warm up, for the sighting lap and for the warm up lap.

This flag must be shown waved at the flag marshal post immediately after the incident that necessitated the use of one or more yellow flags.

- **Yellow and Red Striped Flag**

The adhesion on this section of the track could be affected by any reason other than rain. This flag must be shown waved at the flag marshal post.

- **White Flag with diagonal red cross** (stroke width of the cross: between 10 and 13 cm)

Drops of rain on this section of the track.

This flag must be waved at the flag marshal post.

- **White Flag with diagonal red cross** (stroke width of the cross: between 10 and 13 cm) **+ Yellow and Red Striped Flag**

Rain on this section of the track.

These flags must be waved together at the flag marshal post.

- **Blue Flag**

Waved at the flag marshal post, this flag indicates to a rider that he is about to be overtaken.

During the practice sessions, the rider concerned must keep his line and slow down gradually to allow the faster rider to pass him.



During the race, the rider concerned is about to be lapped. He must allow the rider(s) **who are lapping him** to pass him at the earliest opportunity, **and passing within a group of lapped riders is forbidden under the blue flag.**

Any Infringement of this rule **may** be penalized **by CEV Race Direction.**

- **Chequered Black / White Flag**

This (these) flag(s) will be waved at the finish line on track level to indicate the finish of race or practice session.

- **Chequered Black / White Flag and Blue Flag**

The chequered black/white flag(s) will be waved together with the blue flag at the finish line on track level when a rider(s) precedes closely the leader during the final lap before the finish line (see art. 1.24.1).

- **Green Light**

This light must be switched on at the pit lane exit to signal the start of each practice session and of the warm up, the start of the sighting lap(s) and the start of the warm up lap.

- **Flashing Blue Lights**

Will be switched on at the pit lane exit at all time during practices and races.

1.22.2 Flags Which Convey Information and Instructions:

- **Yellow Flag**

Waved at each row of the starting grid, this flag indicates that the start of the race is delayed. **Waved at one row (or more) of the starting grid, this flag indicates that a rider on that row is having difficulties.**

A single yellow flag waved at the flag marshal post indicates that there is a danger ahead beside the track.

Two yellow flags waved together at the flag marshal post indicate that there is a hazard wholly or partly blocking the track.

The riders must slow down and be prepared to stop. Overtaking is forbidden up until the point where the green flag is waved.

Any Infringement of this rule during a practice session will result in the cancellation of the time of the lap during which the infraction occurred.

In case of infringement of this rule during the race, the rider must go back the number of positions decided by the CEV Race Direction. A board will be displayed for the rider on the finish line during a maximum of 5 laps. If the rider did not go back after the board has been presented 5 times, he will be penalized by a ride through.

In both cases, further penalties may also be imposed.



If, immediately after having overtaken, the rider realises that he did an infraction, he must raise his hand and let pass the rider(s) that he has overtaken. In this case, no penalty will be imposed.

During the final inspection lap, this flag must be waved at the exact place where the flag marshal will be positioned during the practices, the warm ups and races.

- **Red Flag and Red Lights**

When the race or practice is being interrupted, the red flag will be waved at each flag marshal post and the red lights around the track will be switched on. Riders must return slowly to the pits.

When the pit-lane exit is closed the light will be switched on. Riders are not allowed to exit the pit lane.

Any infringement of this rule may be penalised by the **CEV Race Direction**.

At the end of each practice session and warm-up, a red light will be switched on at the finish line.

The red flag will be presented motionless on the starting grid at the end of the warm up lap.

The red flag may also be used to close the track.

The red lights will be switched on at the start line for between 2 and 5 seconds to start each race.

- **Black Flag**

This flag is used to convey instructions to one rider only and is waved at each flag marshal post together with the rider's number. The rider must stop at the pits at the end of the current lap and cannot restart, **when this flag results from a penalty**.

This flag can also be presented to a rider for a reason other than a penalty (eg. to rectify a non-dangerous technical problem such as a transponder problem).

Any infringement of this rule may be penalised by the **CEV Race Direction**.

- **Black Flag with orange disk (Ø 40 cm)**

This flag is used to convey instructions to one rider only and is waved at each flag marshal post together with the rider's number. This flag informs the rider that his motorcycle has mechanical problems likely to endanger himself or others, and that he must immediately leave the track.

Any infringement of this rule may be penalised by the **CEV Race Direction**.

1.22.3 Flag Dimension

The flag dimension should be 80cms in the vertical and 100cms in the horizontal.



The flag dimension will be checked the day preceding the day of the first practice session.

1.22.4 Flag Colour

The Pantones for the colours are as follows:

Orange: Pantone 151C
Black: Pantone Black C
Blue : Pantone 298C
Red: Pantone 186C
Yellow: Pantone Yellow C
Green: Pantone 348C

The flags' colours will be checked the day preceding the day of the first practice session

1.22.5 Rider' s number board

Black board (70 cm horizontal X 50 cm vertical) which enables the race number of a rider to be attached with a set of numbers in white, whose stroke width is minimum 4 cm and height minimum 30 cm.

This board must be available at each flag marshal post

1.22.6 Flags Marshals posts

The location will be fixed during the circuit homologation

1.22.7 Marshals Uniforms

It is strongly recommended the marshals' uniforms to be in white or orange (Ref. Pantone: 151C) and the rain coat to be transparent.

1.23 Medical Cars

The medical cars, if they are to go on to the track, must be equipped with yellow flashing lights. The words "MEDICAL CAR" should be clearly indicated on the back and the sides of the car.

1.24 Finish of a race and race results

1.24.1 When the leading rider has completed the designated number of laps for the race, he will be shown a chequered flag by an official **located** at the finish line, **behind the 1st protection line**. The chequered flag will continue to be displayed to the subsequent riders.

When the chequered flag is shown to the leading rider, no other rider will be permitted to enter the track from the pit lane.

As soon as the chequered flag is shown to the leading rider, the red light will be switched on at the pit lane exit.



If a rider(s) closely precedes the leader during the final lap before the finish line, the official will show to the rider(s) and to the leader simultaneously the Chequered flag and the Blue flag. That means that the race is finished for the leader while the rider(s) closely preceding the leader has (have) to complete the final lap and take the Chequered flag.

- 1.24.2** In case of a photo-finish between two, or more, riders, the decision shall be taken in favour of the competitor whose front wheel leading edge crosses the plane of the finish line first. In case of ties, the riders concerned will be ranked in the order of the best lap time made during the race. The Timekeeper will be in charge of delivering a final opinion and submitting it to the CEV Race Direction, in case of doubt.
- 1.24.3** The results will be based on the order in which the riders cross the line and the number of laps completed
- 1.24.4** To be counted as a finisher in the race and be included in the results a rider must:
- Complete 75% of the race distance.
 - Cross the finish line on the race track (not in the pit lane) within five minutes of the race winner. The rider must be in contact with his machine.
- 1.24.5** The riders placed in the first three positions in the race will be escorted by officials, as quickly as possible, to the podium for the awards ceremony. Participation in the podium ceremony by the first three riders is compulsory.
- 1.24.6** **The Results of a race will be considered as definitive when all the required control/test (technical, fuel, etc) have been made. If, as a result of waiting for the tests, a classification is waiting to be approved, this should be communicated to the teams.**

1.25 Interruption of a race

- 1.25.1** If the CEV Race Director decides to interrupt a race due to safety reasons or of any other kind, the red flags will be displayed at the finish line and at all flag marshals' posts the red lights around the circuit will be switched on. Riders must immediately slow down and return to the pit lane. The results will be calculated as in the following example:
- 1.25.2** First start:
- **If the red flag is shown when the leader of the race hasn't completed three laps, then the race will be null and void and a new race will be run. The number of laps will be two-thirds of the original race distance rounded up to the nearest whole number of laps. If it is found impossible to re-start the race, then it will be declared cancelled and the race will not count for the Championship**
 - **If the red flag is show when the leader of the race has completed three laps or more, but less than 50% of the original race distance, rounded up to the nearest whole number of laps, the race will be null and void and proceed to a new start. The**



new race will represent 50% of the laps initially set (rounding up to the highest whole number of laps)

- If the red flag is shown when the rider heading the race has exceeded 50% of the set number of laps (rounding up to the highest whole number of laps), the race will be deemed to be finished and valid, and all points will be awarded.

1.25.3 Further starts:

- In case of further stoppage(s), the new race(s) will represent 50% of the laps initially set (rounding up to the highest whole number of laps) If in the second and/or further starts the rider heading the race hasn't exceeded 50% of the set laps (rounding up to the highest whole number of laps) the race will be re started with the same number of laps and starting grid as the stopped race.

- In case of race stoppage when the rider heading the race has already exceeded 50% of the set laps (rounding up to the highest whole number of laps) the race will be deemed to be finished and valid **and full Championship points awarded**

If they had already made four starts or if it is not possible to restart the race, it will be considered as null and void and no points at all will be awarded.

Example of a race consisting of 21 laps (50% - 11 laps)

Red flag has been shown when the rider heading the race has completed 10 laps and is racing the 11th lap. The race will be deemed to be null and void and there will be a second start for a 11 laps race. Riders included in the initial starting grid will take part in the new start, and the grid's configuration will remain as the original one.

If the red flag is shown when the rider heading the race has completed 11 laps and is racing the 12th lap, the race will be deemed to be valid and completed and all points will be awarded.

Example of a race consisting of 11 laps as a result of the first race's stoppage (50% - 6 laps)

If the red flag is shown when the rider heading the race has completed 5 laps and is racing the 6th lap, the race will be deemed to be null and void and a new start will be taken. The new race will consist again of 11 laps. Riders included in the initial starting grid will take part in the new start, and the grid's configuration will remain as the original one.

If the red flag is shown when the rider heading the race has completed 6 laps and is racing the 7th lap, the race will be deemed to be valid and completed.

If the race is interrupted and some races deemed to be valid, the qualifying process will be the following:

1. Riders who have crossed the finish line before the red flag is shown, will be qualified on the basis of the total number of laps completed
2. Riders who have not crossed the finish line, before the race's stoppage, will be qualified on the basis of the previous lap



3. The complete classification will be established by combining both partial classifications as per the lap/time procedure.
4. Riders who are not returning through the pit-lane riding their own motorbike within 5 minutes after the red flag is shown, will not be classified.

If the race is interrupted during the last lap, and any rider has already taken the chequered flag the procedure will be the following:

1. For riders to whom the chequered flag was shown before the red flag was shown, the classification will be based on the total number of completed laps
2. For riders to whom the chequered flag was not shown before the interruption of the race, a classification based on the penultimate lap of the race.
3. The complete classification will be established by combining both partial classifications as per the principle of the lap/ time.
4. Within 5 minutes after the red flag has been displayed, riders who have not entered the pit lane, riding on their motorcycle, will not be classified.

1.26 Re-starting a race that has been interrupted

1.26.1 If a race has to be re-started, then it will be done as quickly as possible, consistent with track conditions allowing. As soon as the riders have returned to the pits the CEV Race Director will announce a time for the new start procedure to begin which, conditions permitting, should not be later than **10** minutes after the initial display of the red flag. Exceptionally, the CEV Race Direction will decide the appropriate changes in the schedule in order to include the new start after some other category (-ies) take place.

1.26.2 The start procedure will be **shortened**, with sighting laps, warm-up lap, etc. (**Art. 1.18 2) y 9)**)

1.26.3 Conditions for the re-started race will be as follows:

All riders may re-start and the grid positions will be as for the original race.

Motorcycles may be repaired and refuelling is permitted

1.27 Technical Control Area

At the end of the race, or the final part of a race that has been interrupted, all the classified motorcycles **will be directed to a compulsory** check area (parc fermé) pending inspection by the Technical Stewards or potential protests. **It is the responsibility of the teams and riders to ensure that the machine is in the parc fermé.** Motorcycles will normally be released from the parc fermé 30 minutes after the finish of the race. If two or more races from the same class were scheduled for the same day, the motorcycles should remain at least for 15 minutes after the first/s race/s, and for at least 30 minutes after the last race. In case of a technical protest related to a motorcycle remaining in one of the 15 minutes parc fermé, it has to be determined one way to guarantee that the bike could not be fixed without being



controlled by the technical scrutineers, in order to assure the proper technical control related to the protest after the last of the races.

With the exception of CEV Race Direction, the Clerk of the Course and officials who are in charge of keeping watch over the closed park area, no-one may at any time or for any reason be admitted into this area unless they have a written and signed authorisation from the CEV Race Direction.

At the end of each race, a technical control with dismantling may be carried out on the first 3 machines and other machines chosen by random by the CEV Race Direction or CEV Technical Director. Those riders whose motorcycles have to go through the final technical control must be informed. Their mechanics must appear before the Technical Stewards with the necessary tools within the 30 minutes at the latest following the official notification.

1.28 Championship points and classification

1.28.1 Riders and Constructors will compete for the FIM CEV Repsol.

1.28.2 For riders, the points will be those gained in each race.

1.28.3 For Constructors, only the highest placed motorcycle of a Constructor will gain points, according to the position in the race.

1.28.4 For each race, Championship points will be awarded on the following scale:

Position	Points
1 ^o	25
2 ^o	20
3 ^o	16
4 ^o	13
5 ^o	11
6 ^o	10
7 ^o	9
8 ^o	8
9 ^o	7
10 ^o	6
11 ^o	5
12 ^o	4
13 ^o	3
14 ^o	2
15 ^o	1

1.28.5 All races will count for the FIM CEV Repsol

1.28.6 In the event of a tie in the number of points, the final positions will be decided on the basis of the number of best results in the races (number of first places, number of second places etc.). In the event that there is still a tie then, the date in the Championships at which the highest place was achieved will be taken into account with precedence going to the latest result.



1.29 Instructions and communications to competitors

1.29.1 Instructions may be given by the **CEV** Race Director Clerk to Teams and/or Riders by means of special circulars in accordance with the Regulations. Circulars must be posted on the official notice board. Posting on the official notice board will be deemed as proof of delivery.

1.29.2 All classifications and results of practice and the race, as well as all decisions issued by the officials, must be posted on the official notice board. Posting on the official notice board will be deemed as proof of delivery and official publication.

1.29.3 Any communication from the CEV Race Direction, the Permanent Officials or the Clerk of the Course to a team or rider must be communicated in writing. Similarly, any communication from a team or rider to CEV Race Direction, the Permanent Officials or the Clerk of the Course must also be made in writing.

1.30 Team personnel in the pit lane

For safety reasons, the following rules must be strictly respected.

1.30.1 Team personnel will not be permitted in the pit lane during practices, warm-up and race of another class unless they are making adjustments to their motorcycle.

1.30.2 The maximum number of team personnel per rider in the working area in front of the pits is limited to 4.

1.30.3 The maximum number of team personnel per rider on the signalling platform is limited to 4.

1.31 Extra deposits in case of motorcycle control following a technical protest

The technical protests must be submitted together with security deposit according with the “Disciplinary and arbitration code of the FIM Road Racing World Championship Grand Prix Regulations”, plus a deposit of 500 €. If the checked motorcycle fits the stipulated dispositions, the amount will cover the charges of the respondent team.

If the party who makes the protest is the losing party, the deposit shall be paid to the winning party.

If the CEV Race Direction considers the protest is fair, the total amount of the deposit will be returned to the claimant.

1.32 Extra deposit for fuel controls following a protest

The fuel protests must be submitted together with security deposit according with the “**Disciplinary and arbitration code of the FIM Road Racing World Championship Grand Prix Regulations**”, plus a deposit of 600 €

After the last control:

- the winning party will have its deposit reimbursed.



- the losing party will have to pay the costs of all the controls carried out after deduction of deposits which it has already paid.

1.33 Sanction for non-compliance with the fuel rules

A fuel control may be carried out in accordance with Art. 2.10.5 of the Road Racing FIM CEV Repsol Regulations. A rider whose fuel does not correspond to the technical requirements will be sanctioned as follows:

1. Exclusion from the whole event in question independent of the moment of the fuel sampling;
2. Fine of 500 €;
3. Payment of all costs connected to the fuel test(s) for his case.

1.34 Transponders

1.34.1 Placing and returning

Timekeepers must indicate how and where the transponders have to be placed in the motorcycles.

Riders will be responsible of the correct use and they must return them once the practice or the race is over. Failing to return the transponder can entail an economic penalty equivalent to the value of the material that has not been returned.



1.35 Appendix (1)

Calculation of laps as established in articles:

1.25 (Interruption of a race) and 1.24 (end of the race and results)

Laps	50% Art.1.25	75% Art. 1.24	2/3 art. 1.25
5	3	3	4
6	3	4	4
7	4	5	5
8	4	6	6
9	5	6	6
10	5	7	7
11	6	8	8
12	6	9	8
13	7	9	9
14	7	10	10
15	8	11	10
16	8	12	11
17	9	12	12
18	9	13	12
19	10	14	13
20	10	15	14
21	11	15	14
22	11	16	15
23	12	17	16
24	12	18	16
25	13	18	17
26	13	19	18
27	14	20	18
28	14	21	19
29	15	21	20
30	15	22	20



1.36 Appendix (2)

Scale of prizes depending on the standing in each race*

Standing	Moto3™
1º	1.900€
2º	1.600€
3º	1.300€
4º	1.100€
5º	950€
6º	800€
7º	700€
8º	650€
9º	600€
10º al 14º	550€
15º	500€
16º al 20º	425€
21º al 25º	350€
26º al 30º	320€
31º al 35º	280€

*In those events in which two races of the same class take place, the amount of the prizes will be split into 50% for each race. Amounts are before taxes. In the case that the provided bank details are wrong, bank and processing expenses will be deducted.



2015
FIM CEV REPSOL
Moto3™ JUNIOR WORLD CHAMPIONSHIP
TECHNICAL RULES

2015 updated during the season

Articles amended from 1.1.2015 are in bold type
Articles during the 2015 season are in bold and red type



**2015 FIM CEV REPSOL INTERNATIONAL CHAMPIONSHIP
Moto 3™ JUNIOR WORLD CHAMPIONSHIP
TECHNICAL RULES**

Contents

- 1. Engine**
- 2. Inlet & Fuel System**
- 3. Exhaust System**
- 4. Transmission**
- 5. Ignition, Electronics & Data-Logging**
- 6. Chassis**
- 7. Wheels & Tyres**
- 8. Materials & Construction**
- 9. General**
- 10. Numbers & Backgrounds**
- 11. Safety points**



2015 FIM CEV REPSOL INTERNATIONAL CHAMPIONSHIP Moto 3™ Junior World Championship

Technical Rules

1. Engine

- 1.1 4-stroke reciprocating piston engines only.
- 1.2 Engine capacity: maximum 250 c.c.
- 1.3 Single cilindres only.
- 1.4 Maximum bore size: 81 mm. No oval pistons. (refer to Art. 2.6.3.1 of the FIM Grand Prix Regulations).
- 1.5 Engines must be normally aspirated. No turbo-charging, no super-charging.
- 1.6 Crankshaft speed limited to maximum: **13.500 rpm.****
- 1.7 Maximum of 1 ignition driver.
- 1.8 Pneumatic and/or hydraulic valve systems are not permitted.
- 1.9 Valve timing system drive must be by one chain. An intermediate drive gear which rotates on only one axle or rotation centre is allowed in the system (refer to ANNEX 1 for some examples of permitted systems).
- 1.10 Variable valve timing and/or variable valve opening systems are not permitted.

**All motorcycles will have to be equipped with a control system to verify the highest RPM reached during the event, as established in art. 1.6 of these rules.

The only system authorized for this control is:

- RPM Logger AIM (Annex 2 – manufacturer's full address)

The only motorcycles exempt from installing this device are those equipped with:

- ECU Moto3 Dell'Orto Dope, models "RACE", "START" or "FACTORY" (annex 2 - manufacturer's full address)
- Data acquisition Evo4 AIM (specific firmware M3_CEV_ 2012) (annex 2 - manufacturer's full address)

2. Inlet & Fuel System

- 2.1 Variable-length inlet systems are not permitted.
- 2.2 Only one throttle control valve is permitted to control the power demand by the rider, which must be controlled exclusively by mechanical means (eg. cable) operated by the rider only. No other powered moving devices (except injectors and the idle control air bypass) are permitted in the inlet tract before the engine intake valve. No interruption of the mechanical connection between the rider's input and the throttle is allowed.



- 2.3 Idle speed (including engine braking) adjustment by means of an air bypass system, controlled by the ECU is allowed.
- 2.4 Fuel injectors must be located upstream of the engine intake valves.
- 2.5 A maximum of 2 fuel injectors per throttle body, and 2 independent fuel injector drivers, controlled by the ECU, is permitted.
- 2.6 Other than engine sump breather gases, only air or air/fuel mixture is permitted in the inlet tract and combustion chamber.
- 2.7 Only fuel **of the current year** from the appointed fuel supplier is permitted. This fuel will be available at all official events, and will conform to the FIM Grand Prix specification.
Use of this fuel without any addition or alteration is mandatory during all event (free practices, qualifying practices, warm-up and races).
- 2.8 **In the Moto3 class fuel on the motorcycle must not be below the prevailing ambient temperature, as measured by the Technical Director. Other than a simple removable fuel tank cover, the use of any device on the motorcycle to artificially decrease the fuel temperature below ambient temperature is forbidden.**
- 2.9 Any quality of oil may be used.

3 Exhaust System

- 3.1 Variable length exhaust systems are not permitted.
- 3.2 No moving parts (e.g. valves, baffles...) are allowed in the exhaust systems.
- 3.3 **Exhaust Gas Recirculation (EGR) systems are not permitted.**
- 3.4 The noise limit will be a maximum of 115 dB/A, measured in a static test at 5.500rpm.

4 Transmission

- 4.1 A maximum of 6 gearbox speeds is permitted.
- 4.2 **Twin clutch transmission systems (DSG) are not permitted.**
- 4.3 **Continuously Variable Transmission systems (CVT) are not permitted.**
- 4.3 Automatic transmission systems are not permitted. Manual transmissions with gearshifts assisted by quick-shifter systems are permitted.
- 4.4 Gearbox systems must be of the conventional type. That is; constant-mesh with engagement dogs as an integral part of the gear, actuated by shift forks and shift cam or drum, with only one set of gears engaging at one time. So-called "seamless shift" transmissions (also known as Automated Manual Transmission, Instantaneous Gearchange System, etc.) are not permitted
- 4.5 Electro-mechanical or electro-hydraulic clutch actuating systems are not permitted.

5 Ignition, Electronics & Data-Logging

- 5.1 The Electronic Control Unit (ECU) is free
- 5.2 The traction control systems **are allowed.**
- 5.3 The Data-Logging system is free.



5.4 **A battery is compulsory; proper engine management function is ensured only when the battery voltage is in the 8÷18 V range**

6 Chassis

6.1 Chassis must be a prototype, the design and construction of which is free within the constraints of the FIM Grand Prix Technical Regulations.

6.2 Minimum total weight of Motorcycle + Rider: **149 kg**.

Note that for 2016, the minimum weight will increase to 152 kg.

6.3 **Ballast may be added to achieve the minimum weights.**

6.4 **Weight may be checked at the initial technical control, but the main control of weight will be made at the end of practice sessions or at the end of the race. The weight of the motorcycle will be that measured in the form that the motorcycle participated, with fuel tank on and including normal levels of oil and water, and all additional equipment attached to the motorcycle, for example timekeeping transponders, camera equipment, electronic datalogging equipment etc.**

6.5 **For this class the weight checked will be the total of the rider with full protective clothing plus the weight of the motorcycle. Random weight controls may be carried out during practice in a designated weighing area.**

6.6 Brake discs must be made from an iron-based alloy.

6.7 Electric/electronic controlled suspension, ride height and steering damper systems are not allowed. Adjustments to the suspension and steering damper systems may only be made by manual human inputs and mechanical/hydraulic adjusters.

6.8 The lower fairing has to be constructed to hold, in case of an engine breakdown, at least half of the total oil and engine coolant capacity used in the engine (minimum 2.5 litres). **This measurement should be taken with the fairing fitted to the motorcycle, whilst both wheels are on the ground and the motorcycle is upright at 90° to the horizontal**

6.9 The lower fairing should incorporate a **maximum of two holes** of 25mm. These holes must remain closed in dry conditions and must be only opened in wet race conditions

7 Wheels & Tyres

7.1 The only materials allowed for the wheels rims are Magnesium and Aluminium alloys.

7.2 The only permitted wheel rim sizes are:

Front 2.50" x 17"

Rear 3.50" x 17"

7.3 Only tyres from the official tyre supplier may be used in a Moto3 FIM CEV and each team must sign a contract.

7.4 The tyre specifications available at each event will be determined by the tyre supplier. Only homologated tyres in each event are permitted.



- 7.5** The maximum number of rear **slick** tyres allowed to use during the qualifying practices are **THREE (3)**. **Only the rear slick tyres need to be marked with a tyre sticker.**
The wet tyres will not need to be marked with tyre sticker and will not be considered in total number of tyres available for use.
- 7.6** During the preliminary technical inspection the teams will be delivered the adhesive stickers used for marking the tyres. Each team will be responsible of marking their tyres.
- 7.7** The Technical Stewards may perform random controls during the qualifying practices. If the riders are shown a red flag during the practice, the Permanent Race Direction is allowed to authorize the use of a supplementary tyre. All checked tyres must be easily identifiable with a colour marking or a numerical system.
- 7.8** In case of a technical problem, the FIM CEV Technical Director will take a decision about the problem.

8 Materials & Construction

- 8.1** Construction materials must comply with Article 2.6.3.10 of the FIM Grand Prix Regulations.
- 8.2** Camshafts, crankshafts and piston pins must be made from Iron-based alloys. Inserts of a different material are allowed in the crankshaft for the sole purpose of balancing
- 8.3** Engine crankcases, cylinder blocks and cylinder heads must be made from cast aluminium alloys.
- 8.4** Pistons must be made from an aluminium alloy.
- 8.5** Connecting rods, valves and valve springs must be made from either ferrous or Titanium-based alloys.
- 8.6** "X-Alloy" means the element X (e.g. Fe, for Iron based alloy) must be the most abundant element in the alloy, on a % w/w basis.

9 General

- 9.1** Number of machines: the team can scrutineer only one motorcycle per rider.
- 9.2** If during the official practice sessions a motorcycle suffers any damages that are difficult to repair in the circuit, the FIM CEV Technical Director could allow a second motorcycle to go under the technical inspection. The process of authorizing a new machine is not possible during a practice session or after the pit lane closes for the sighting lap of the race.
- 9.3** Once the official practice sessions have started, only the motorcycle that has gone under the technical inspection will be allowed to be inside the box.

10 Numbers & Backgrounds

- 10.1** The front plate must be located in the middle of the fairing's front or on the side facing the official time keeping staff.



- 10.2 Rear or side numbers are optional. If they are fitted, must govern the same rules as the front.
- 10.3 The dimensions for the number plates must be: 140mm x 25mm minimum. Numbers from 1 to 9 can be wider. Only numbers between 1 and 99 will be admitted.
- 10.4 Backgrounds must be of one single colour over an area large enough to provide a minimum clear area of 25 mm around the numbers.
- 10.5 In case of a dispute concerning the legibility of numbers, the decision of the FIM Technical Director will be final.
- 10.6 The numbers and backgrounds will be as follows:

	Background	Number
Moto3	Black	White

11 Safety points

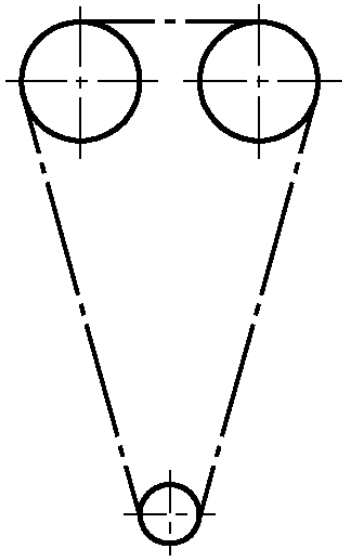
- 11.1 Motorcycles can be equipped with brake lever protection, intended to protect the handlebar brake lever from being accidentally activated in case of collision with another motorcycle.
- 11.2 Rear Safety Light:
All motorcycles must have a functioning red light mounted at the rear of the machine, to be used in rain or low visibility conditions.

The rear safety light must comply with the following:

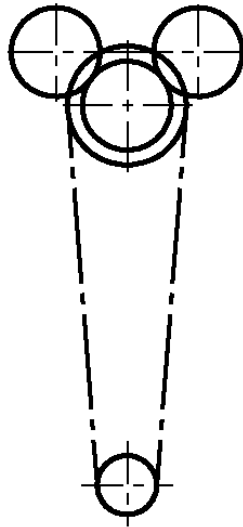
- The lighting direction must be parallel to the centre line of the motorcycle (running direction) and it must be clearly visible from the rear, at least 15 degrees to both the left and right sides of the centre line of the motorcycle.
- It must be safely mounted on the very end of seat/rear bodywork and approximately on the centre line of the motorcycle. In case of dispute over the mounting position or visibility of the Rear Safety Light, the decision of the FIM CEV Technical Director will be final.
- The power output/luminosity must be equivalent to approximately 10-15W (incandescent) or 0,6-5W (led).
- able to be switched on and off by the rider when seated on the machine
- safety light power supply may be separated from the motorcycle main wiring and battery.



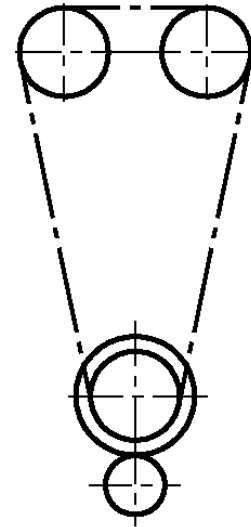
ANNEX 1



A) Simple chain drive



B) Chain drive + upper gear



C) Chain drive + lower gear

ANNEX 2

- RPM Logger AIM

Miguel SANCHEZ

info@fimcevrepsol.com

- ECU Moto3 Dell'Orto Racing

Ofi +39 (031) 7692219

Cell. +393383028650

Barbara SALA - Dell'Orto

barbara.sala@dellorto.it

www.dellorto-pe.com

- Evo4 AIM

Data Box.

Eduard OLLÉ

Tel +34 93 688 2513

eduard@databox.es



2.1 DISCIPLINARY AND ARBITRATION CODE

The regulations will be defined by the “DISCIPLINARY AND ARBITRATION CODE OF THE FIM ROAD RACING WORLD CHAMPIONSHIP GRAND PRIX REGULATIONS” including the specific composition of the FIM Stewards (article 1.7.8. b-)



3.1 CIRCUIT STANDARDS

Circuit standards will be defined by the "FIM STANDARDS FOR ROAD RACING CIRCUITS" (SRRC).



4.1 MEDICAL CODE

The regulations will be defined by the “FIM MEDICAL CODE”.



5.1 ANTI-DOPING CODE

The regulations will be defined by the "FIM ANTI-DOPING CODE".